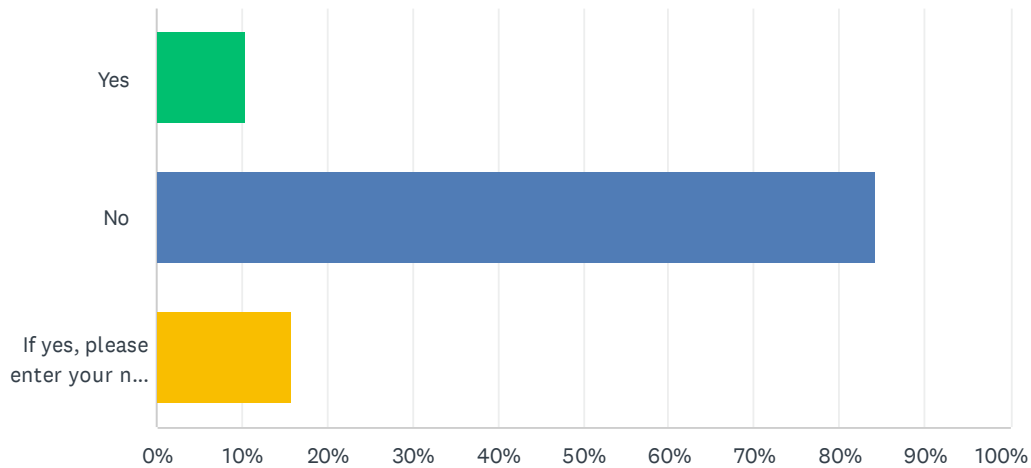


Q1 Would you be interested in serving as a Parent Advisory Committee member? This would be a commitment to attending two meetings each year with the purpose of review educational programs, district policies, and providing feedback. You would need to review information before the meetings.

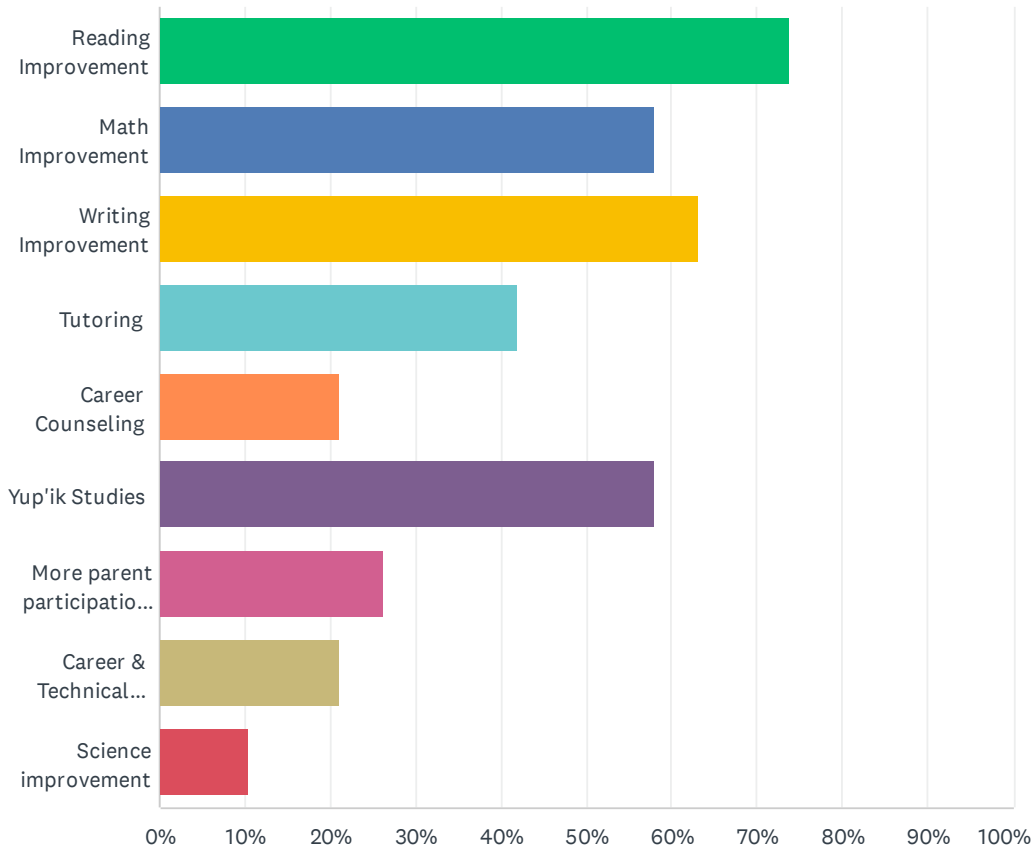
Answered: 19 Skipped: 0



ANSWER CHOICES	RESPONSES	
Yes	10.53%	2
No	84.21%	16
If yes, please enter your name and contact information below (name, email, and phone number):	15.79%	3
Total Respondents: 19		

Q2 What do you feel are the main needs of your child(ren)?

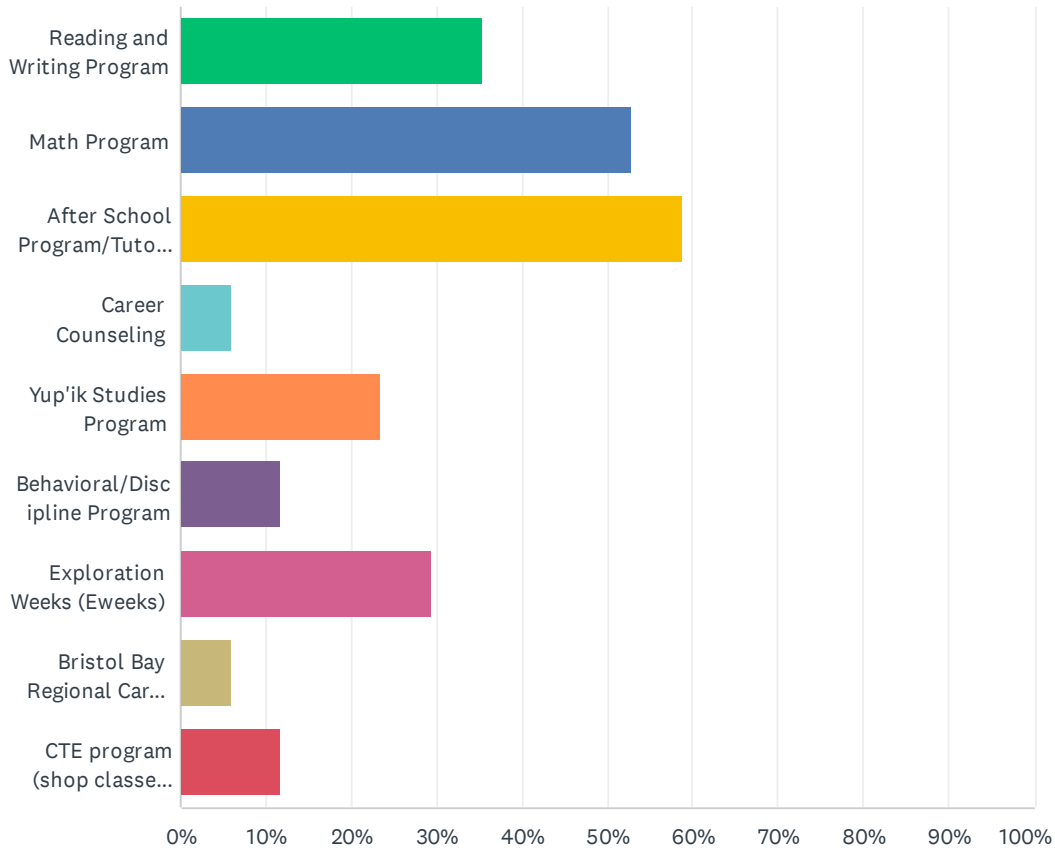
Answered: 19 Skipped: 0



ANSWER CHOICES	RESPONSES	
Reading Improvement	73.68%	14
Math Improvement	57.89%	11
Writing Improvement	63.16%	12
Tutoring	42.11%	8
Career Counseling	21.05%	4
Yup'ik Studies	57.89%	11
More parent participation opportunities	26.32%	5
Career & Technical Education (Shop classes, Medical classes, Commercial fishing classes, etc.)	21.05%	4
Science improvement	10.53%	2
Total Respondents: 19		

Q3 What educational programs are working well for your child?

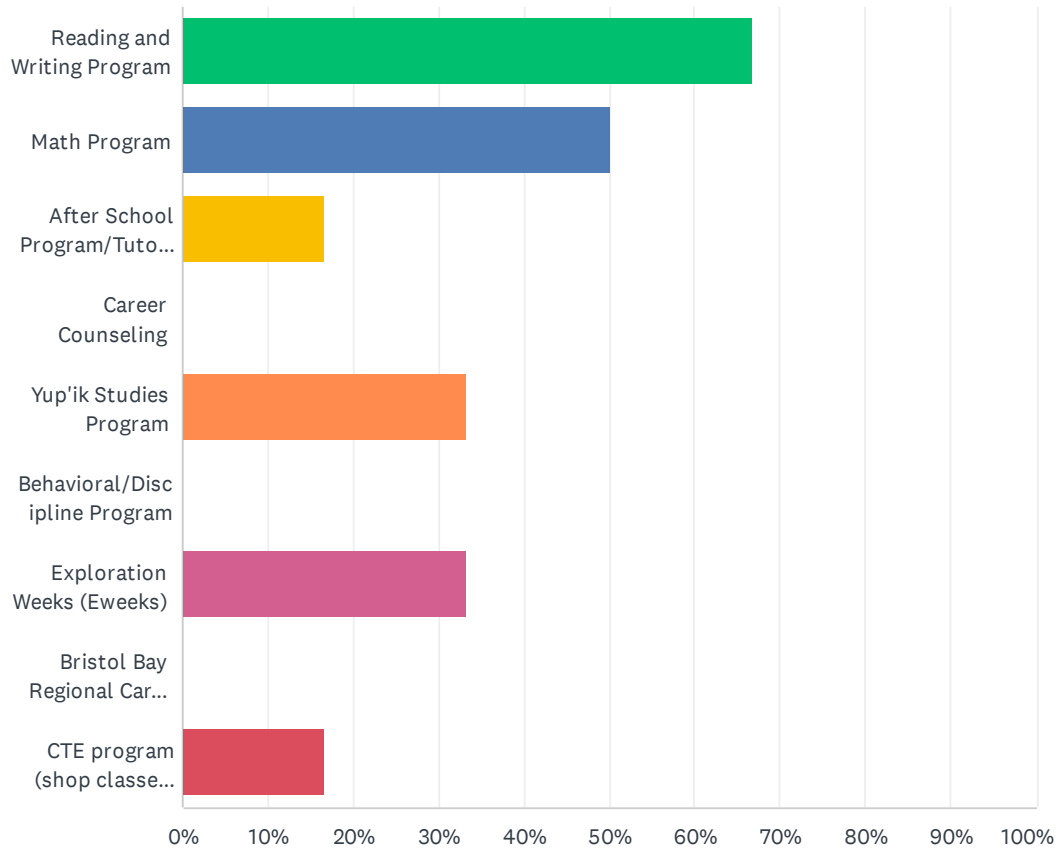
Answered: 17 Skipped: 2



ANSWER CHOICES	RESPONSES	
Reading and Writing Program	35.29%	6
Math Program	52.94%	9
After School Program/Tutoring	58.82%	10
Career Counseling	5.88%	1
Yup'ik Studies Program	23.53%	4
Behavioral/Discipline Program	11.76%	2
Exploration Weeks (Eweeks)	29.41%	5
Bristol Bay Regional Career & Technical Education program (BBRCTE)	5.88%	1
CTE program (shop classes, fab lab classes, etc.)	11.76%	2
Total Respondents: 17		

Q4 What educational programs are NOT working well for your child?

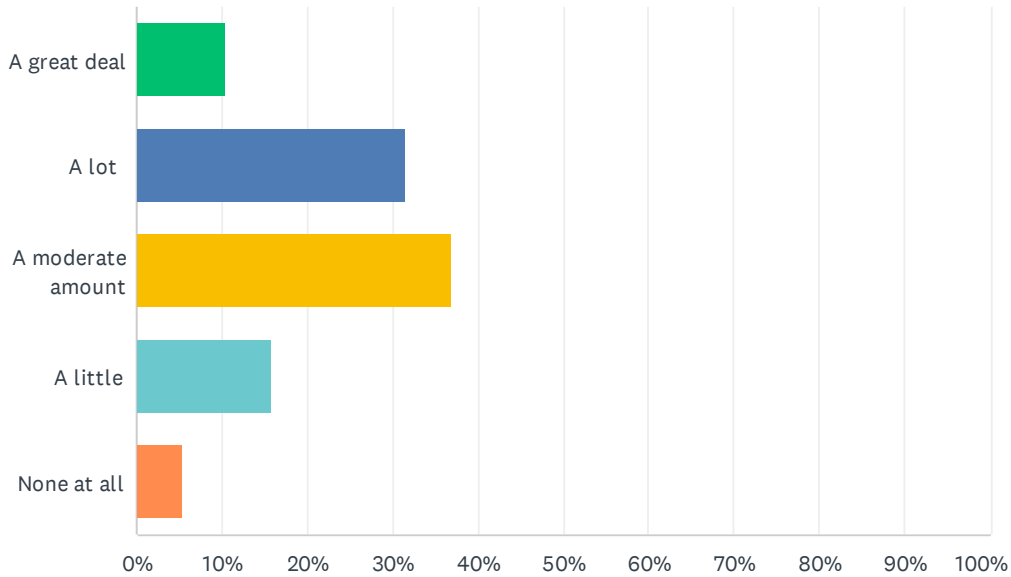
Answered: 6 Skipped: 13



ANSWER CHOICES	RESPONSES	
Reading and Writing Program	66.67%	4
Math Program	50.00%	3
After School Program/Tutoring	16.67%	1
Career Counseling	0.00%	0
Yup'ik Studies Program	33.33%	2
Behavioral/Discipline Program	0.00%	0
Exploration Weeks (Eweeks)	33.33%	2
Bristol Bay Regional Career & Technical Education (BBRCTE) Program	0.00%	0
CTE program (shop classes, fab lab classes, etc.)	16.67%	1
Total Respondents: 6		

Q5 How well do the activities offered at your child's school match his or her interests?

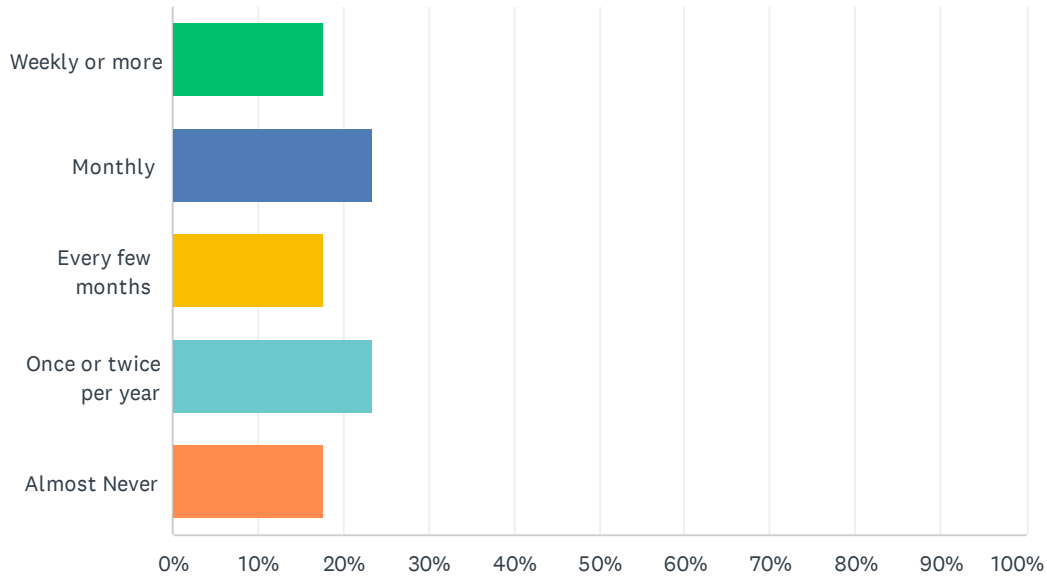
Answered: 19 Skipped: 0



ANSWER CHOICES	RESPONSES	
A great deal	10.53%	2
A lot	31.58%	6
A moderate amount	36.84%	7
A little	15.79%	3
None at all	5.26%	1
Total Respondents: 19		

Q7 How often do you visit or call your child(ren)'s teacher or principal to talk about your child(ren)'s education?

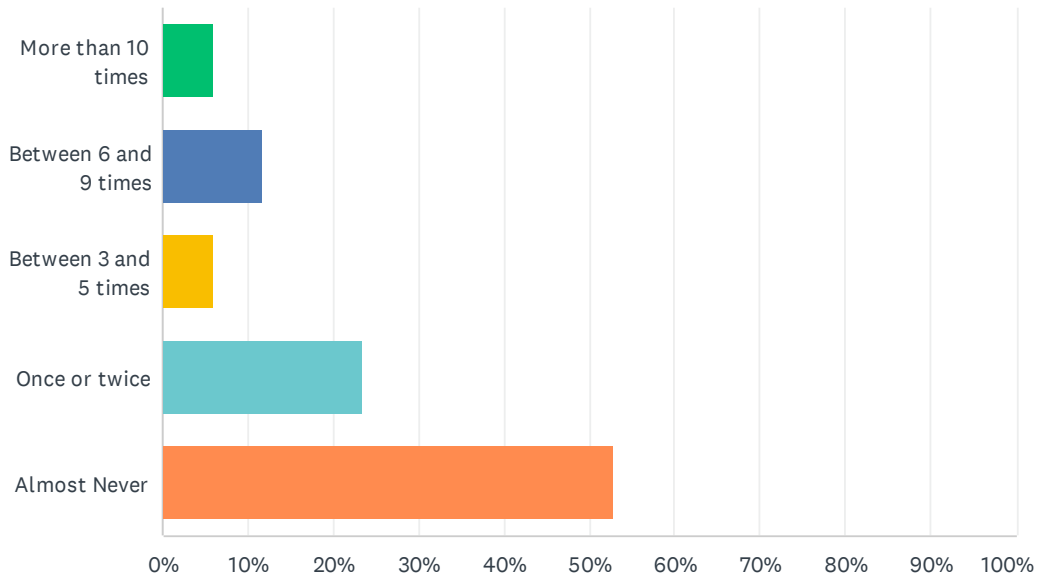
Answered: 17 Skipped: 2



ANSWER CHOICES	RESPONSES	
Weekly or more	17.65%	3
Monthly	23.53%	4
Every few months	17.65%	3
Once or twice per year	23.53%	4
Almost Never	17.65%	3
TOTAL		17

Q8 In the past year, how often have you attended a public meeting at your child(ren)'s school (in-person or virtual)? Examples include parent/teacher conferences, parent meetings, CSC meetings, etc.

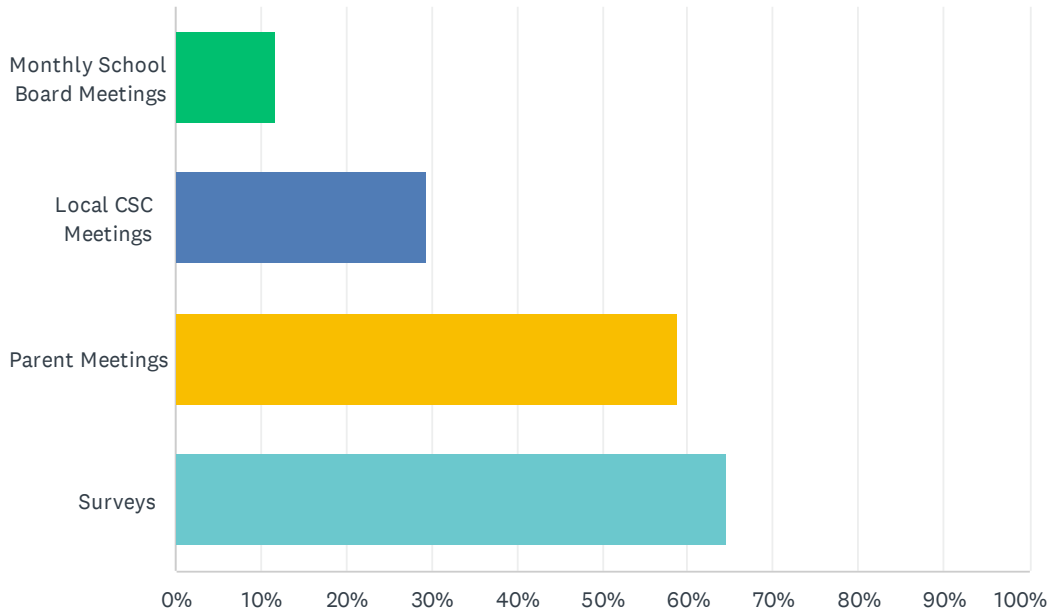
Answered: 17 Skipped: 2



ANSWER CHOICES	RESPONSES
More than 10 times	5.88% 1
Between 6 and 9 times	11.76% 2
Between 3 and 5 times	5.88% 1
Once or twice	23.53% 4
Almost Never	52.94% 9
TOTAL	17

Q9 Please select the best way(s) for you to provide feedback about educational programs. Choose all that apply.

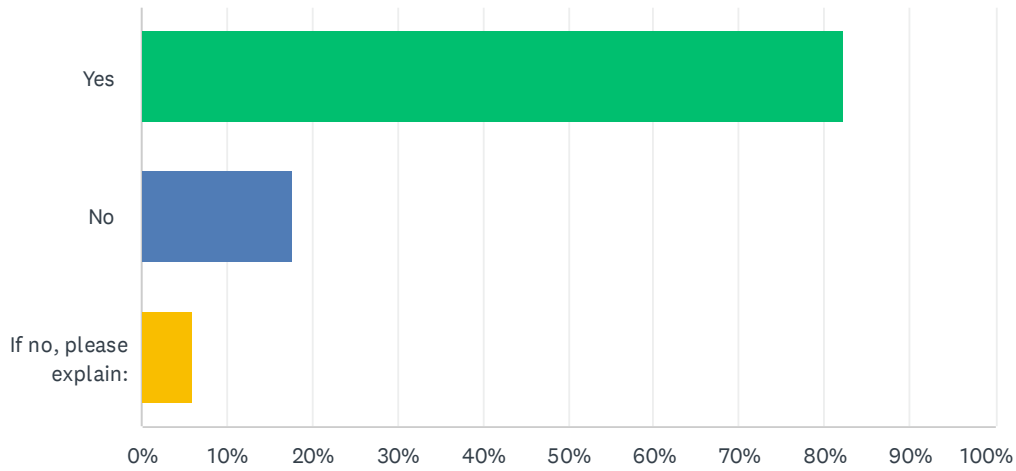
Answered: 17 Skipped: 2



ANSWER CHOICES	RESPONSES	
Monthly School Board Meetings	11.76%	2
Local CSC Meetings	29.41%	5
Parent Meetings	58.82%	10
Surveys	64.71%	11
Total Respondents: 17		

Q10 In your opinion, the Native Alaskan/Indian students in your school are given an equal opportunity to participate in classes, programs, and education when compared to other students?

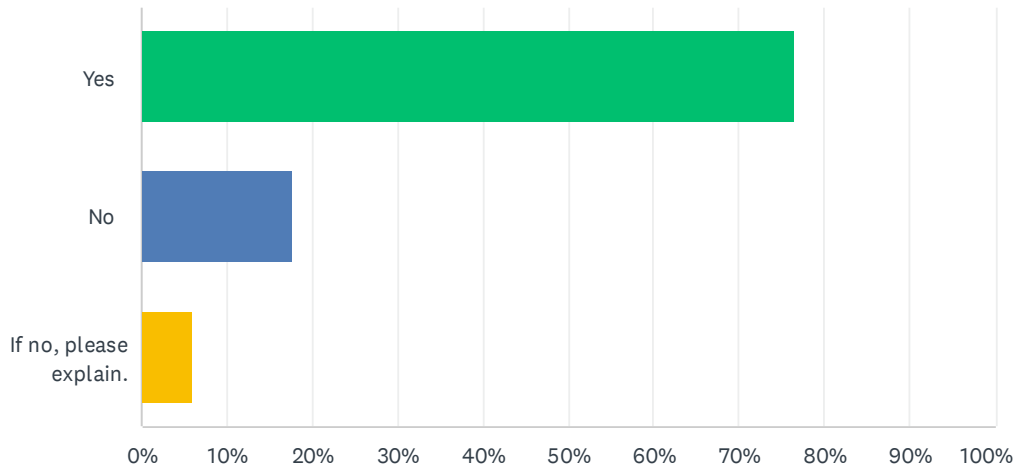
Answered: 17 Skipped: 2



ANSWER CHOICES	RESPONSES	
Yes	82.35%	14
No	17.65%	3
If no, please explain:	5.88%	1
Total Respondents: 17		

Q11 In your opinion, the Native Alaskan/Indian students in your school are given an equal opportunity to participate in sports and other after school programs when compared to other students?

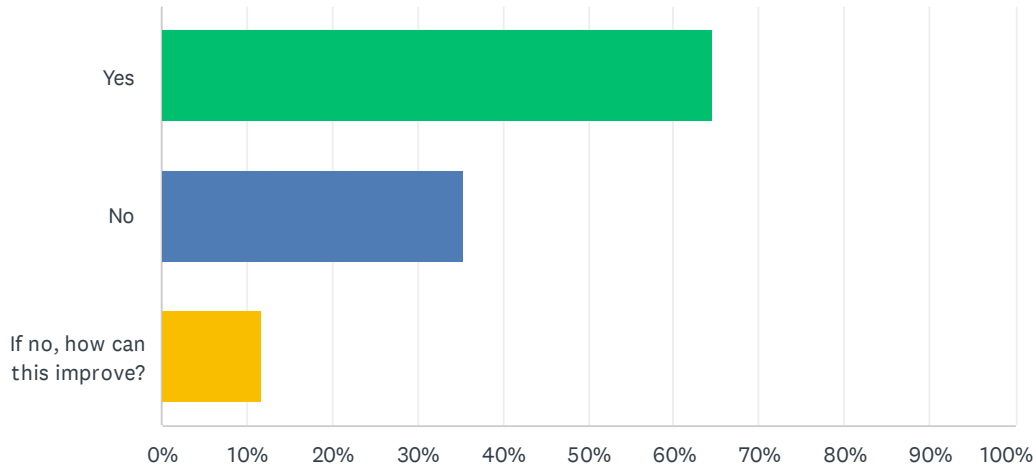
Answered: 17 Skipped: 2



ANSWER CHOICES	RESPONSES	
Yes	76.47%	13
No	17.65%	3
If no, please explain.	5.88%	1
Total Respondents: 17		

Q12 In your opinion, does the district actively seek parental input for the educational programs in the district?

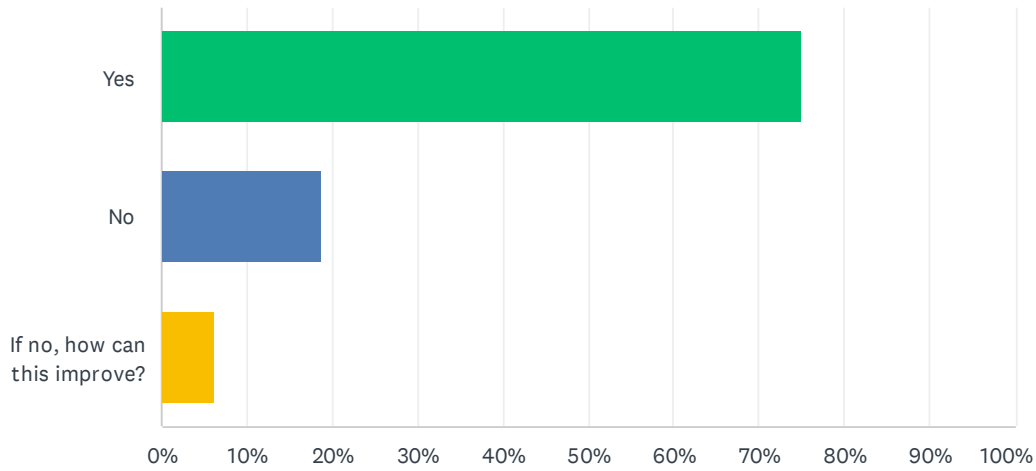
Answered: 17 Skipped: 2



ANSWER CHOICES	RESPONSES	
Yes	64.71%	11
No	35.29%	6
If no, how can this improve?	11.76%	2
Total Respondents: 17		

Q13 In your opinion, does the district provide meaningful opportunities for input concerning the needs of Alaska Native/American Indian students (i.e. open door policy, surveys, parent meetings, etc.)?

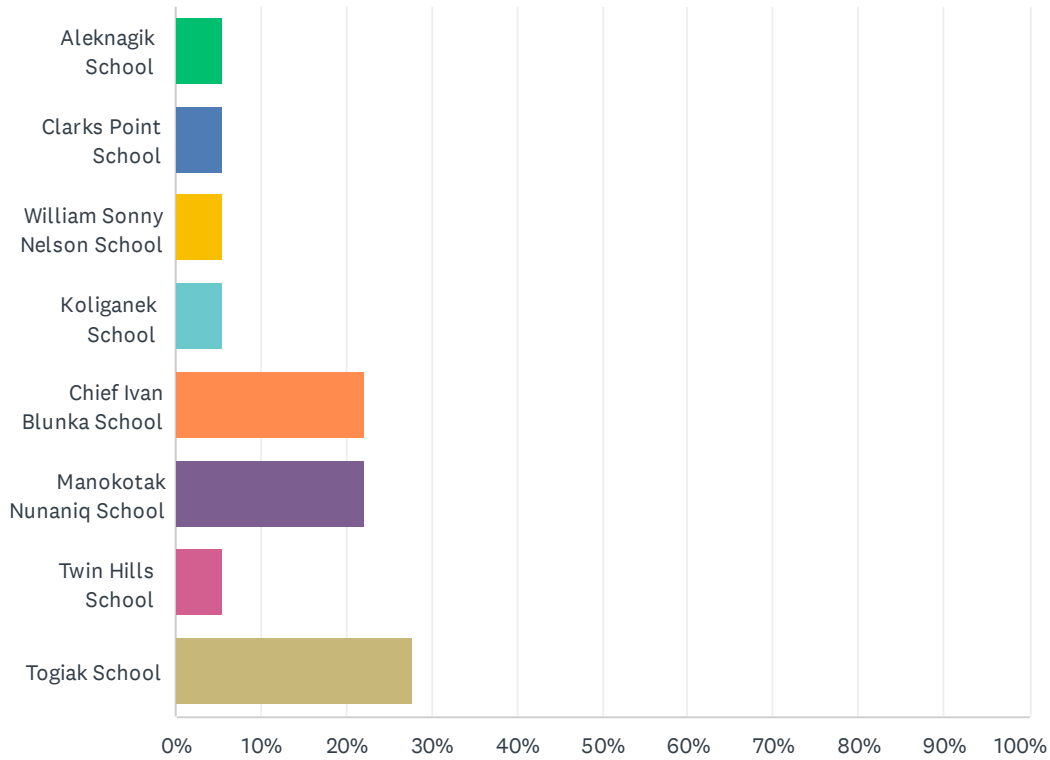
Answered: 16 Skipped: 3



ANSWER CHOICES	RESPONSES	
Yes	75.00%	12
No	18.75%	3
If no, how can this improve?	6.25%	1
Total Respondents: 16		

Q14 Which school does your child(ren) attend?

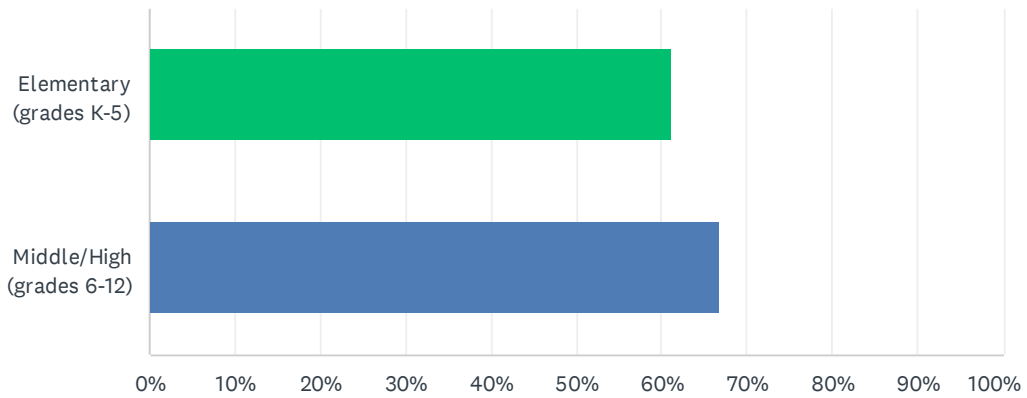
Answered: 18 Skipped: 1



ANSWER CHOICES	RESPONSES
Aleknagik School	5.56% 1
Clarks Point School	5.56% 1
William Sonny Nelson School	5.56% 1
Koliganek School	5.56% 1
Chief Ivan Blunka School	22.22% 4
Manokotak Nunaniq School	22.22% 4
Twin Hills School	5.56% 1
Togiak School	27.78% 5
Total Respondents: 18	

Q16 What grades is/are your child(ren) in (check all that apply)?

Answered: 18 Skipped: 1



ANSWER CHOICES	RESPONSES
Elementary (grades K-5)	61.11% 11
Middle/High (grades 6-12)	66.67% 12
Total Respondents: 18	