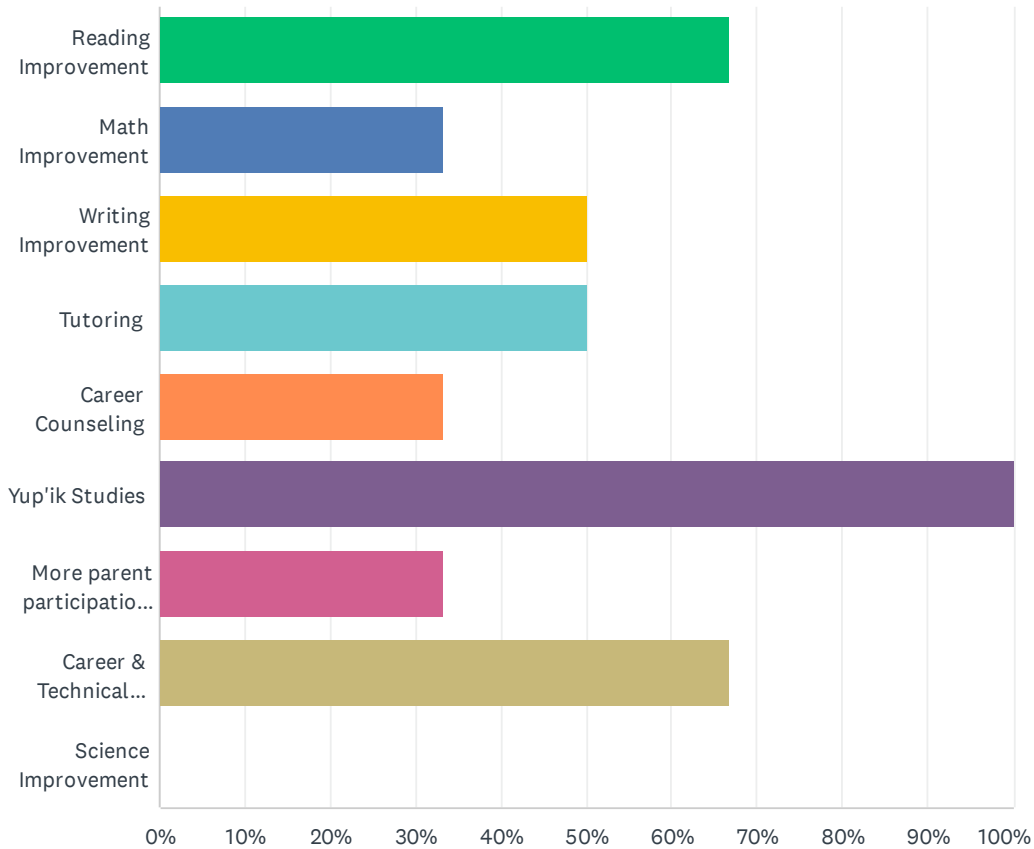


Q1 What do you feel are the main educational needs of children in your community?

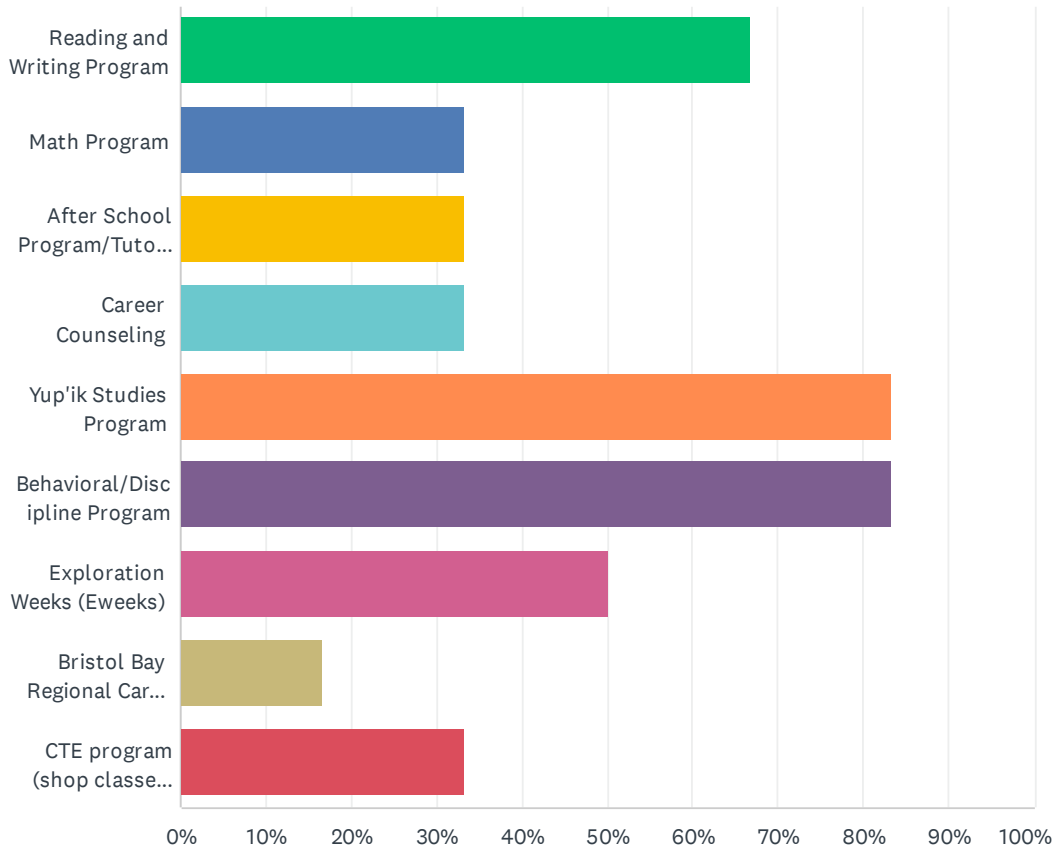
Answered: 6 Skipped: 0



ANSWER CHOICES	RESPONSES	
Reading Improvement	66.67%	4
Math Improvement	33.33%	2
Writing Improvement	50.00%	3
Tutoring	50.00%	3
Career Counseling	33.33%	2
Yup'ik Studies	100.00%	6
More parent participation opportunities	33.33%	2
Career & Technical Education (shop classes, medical classes, commercial fishing classes, etc.)	66.67%	4
Science Improvement	0.00%	0
Total Respondents: 6		

Q2 What educational programs are aligned to the tribal council's priorities and/or mission statement?

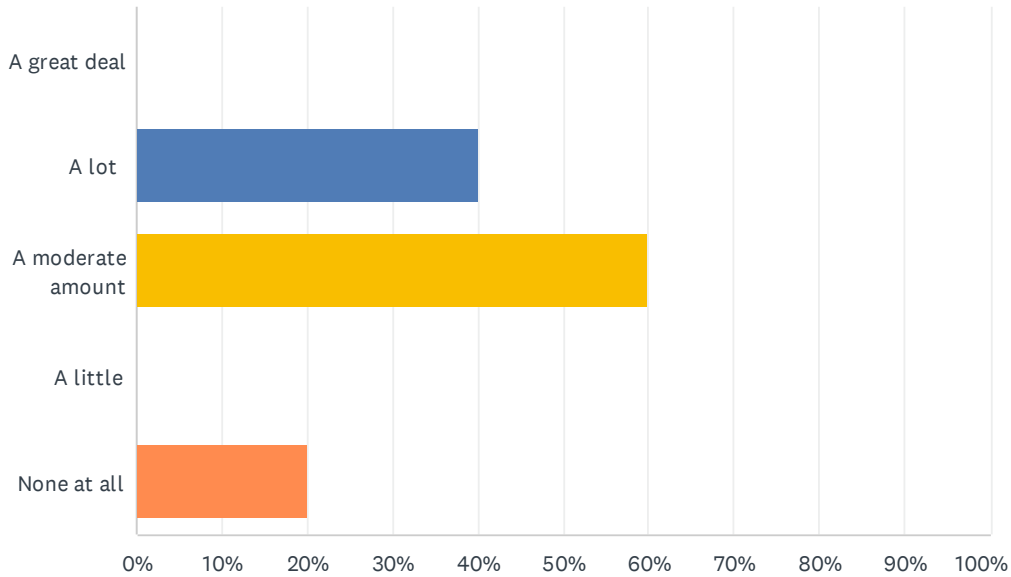
Answered: 6 Skipped: 0



ANSWER CHOICES	RESPONSES	
Reading and Writing Program	66.67%	4
Math Program	33.33%	2
After School Program/Tutoring	33.33%	2
Career Counseling	33.33%	2
Yup'ik Studies Program	83.33%	5
Behavioral/Discipline Program	83.33%	5
Exploration Weeks (Eweeks)	50.00%	3
Bristol Bay Regional Career & Technical Education (BBRCTE) program	16.67%	1
CTE program (shop classes, fab lab classes, etc)	33.33%	2
Total Respondents: 6		

Q4 Overall, how well do the educational program and activities offered by the district match the priorities or mission statement of the Tribal Council?

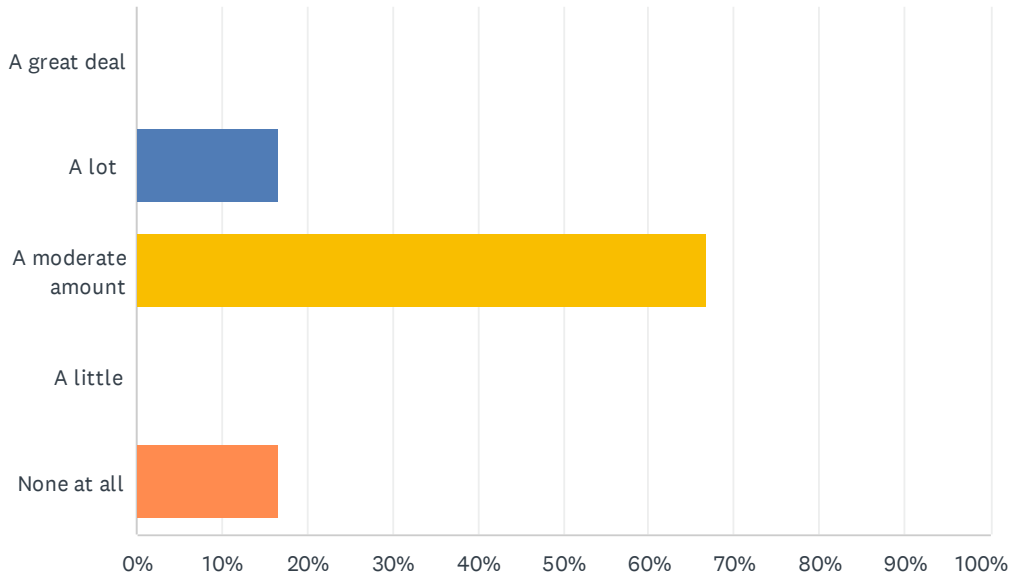
Answered: 5 Skipped: 1



ANSWER CHOICES	RESPONSES	
A great deal	0.00%	0
A lot	40.00%	2
A moderate amount	60.00%	3
A little	0.00%	0
None at all	20.00%	1
Total Respondents: 5		

Q5 How well do the Indian Policy & Procedures meet the needs of the Tribal Council? (see enclosed IPP's in the packet)

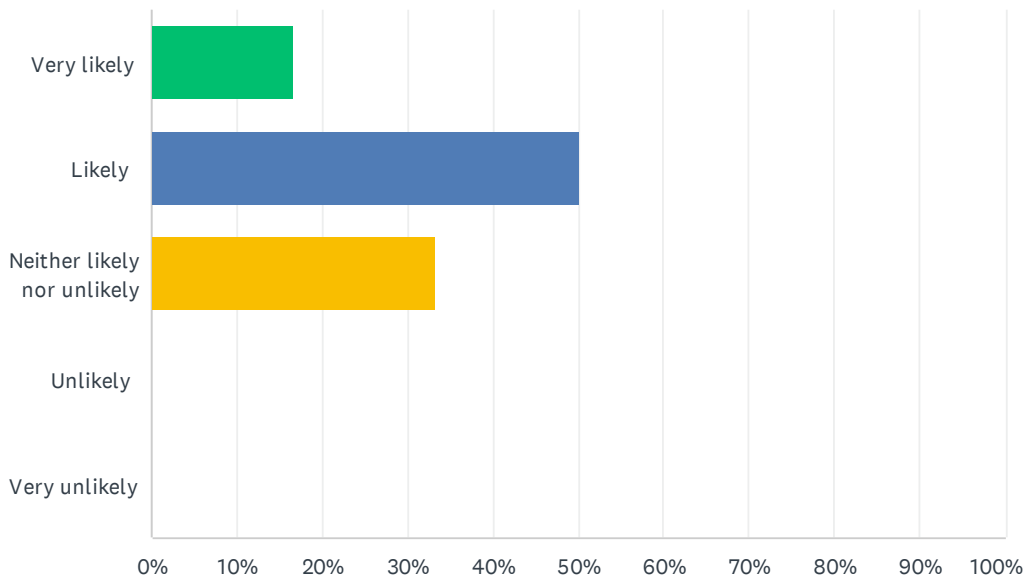
Answered: 6 Skipped: 0



ANSWER CHOICES	RESPONSES	
A great deal	0.00%	0
A lot	16.67%	1
A moderate amount	66.67%	4
A little	0.00%	0
None at all	16.67%	1
Total Respondents: 6		

Q7 How likely, is the Tribal Council willing to appoint a Tribal Council representative to participate in the review and development of district programs?

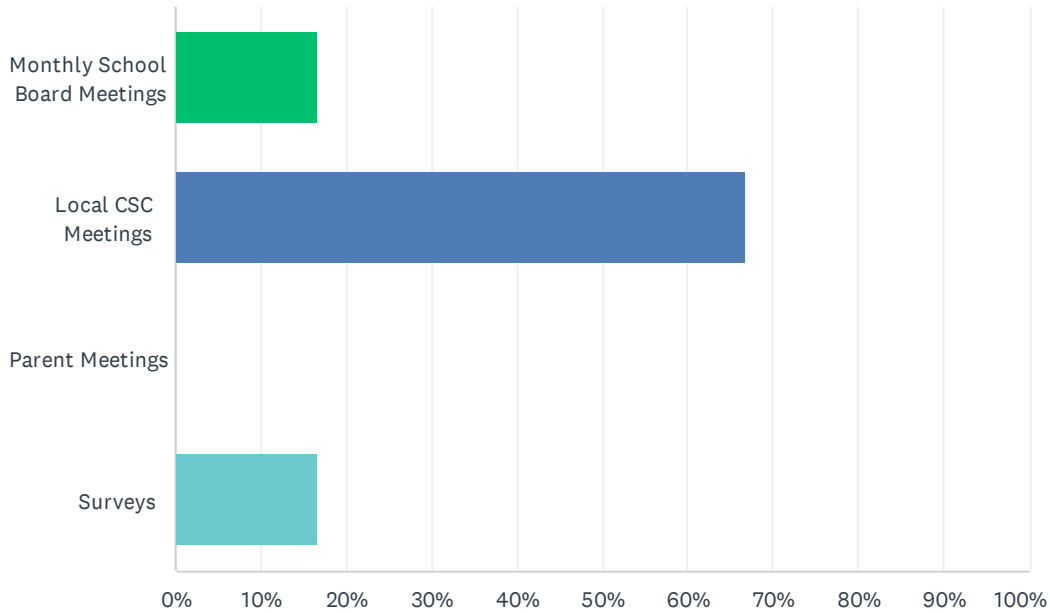
Answered: 6 Skipped: 0



ANSWER CHOICES	RESPONSES	
Very likely	16.67%	1
Likely	50.00%	3
Neither likely nor unlikely	33.33%	2
Unlikely	0.00%	0
Very unlikely	0.00%	0
Total Respondents: 6		

Q8 Please select the best way for a Tribal Council representative to provide feedback about educational programs?

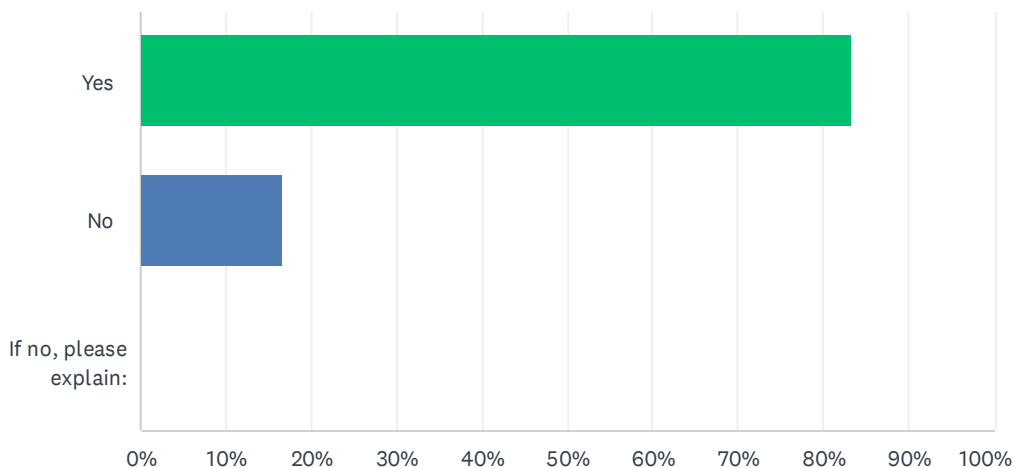
Answered: 6 Skipped: 0



ANSWER CHOICES	RESPONSES
Monthly School Board Meetings	16.67% 1
Local CSC Meetings	66.67% 4
Parent Meetings	0.00% 0
Surveys	16.67% 1
Total Respondents: 6	

Q9 In the opinion of the Tribal Council, are Native Alaskan/American Indian students attending your school, given an equal opportunity to participate in classes and programs when compared to other students? (See the 2020-21 Equal Participation Assessment included in the packet for reference)

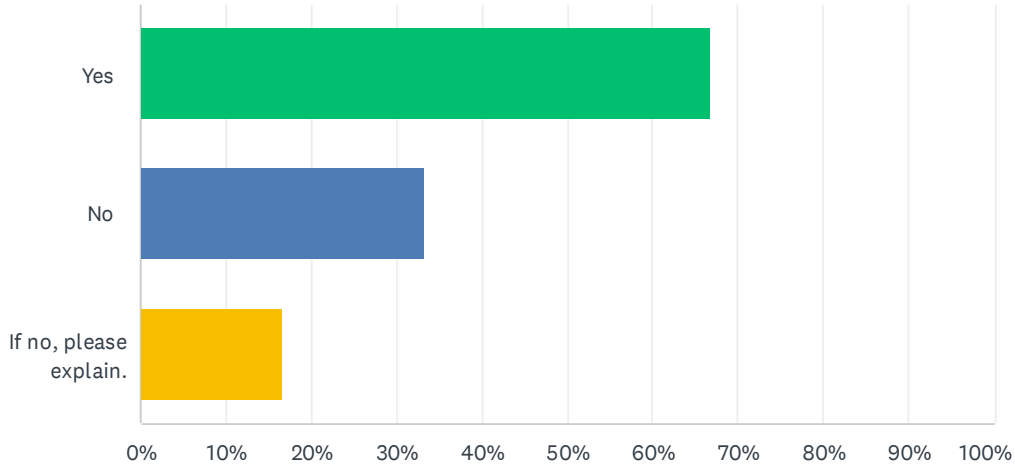
Answered: 6 Skipped: 0



ANSWER CHOICES	RESPONSES	
Yes	83.33%	5
No	16.67%	1
If no, please explain:	0.00%	0
Total Respondents: 6		

Q10 In the opinion of the Tribal Council , are Native Alaskan/Indian students attending the school given an equal opportunity to participate in sports and other after school programs when compared to other students?

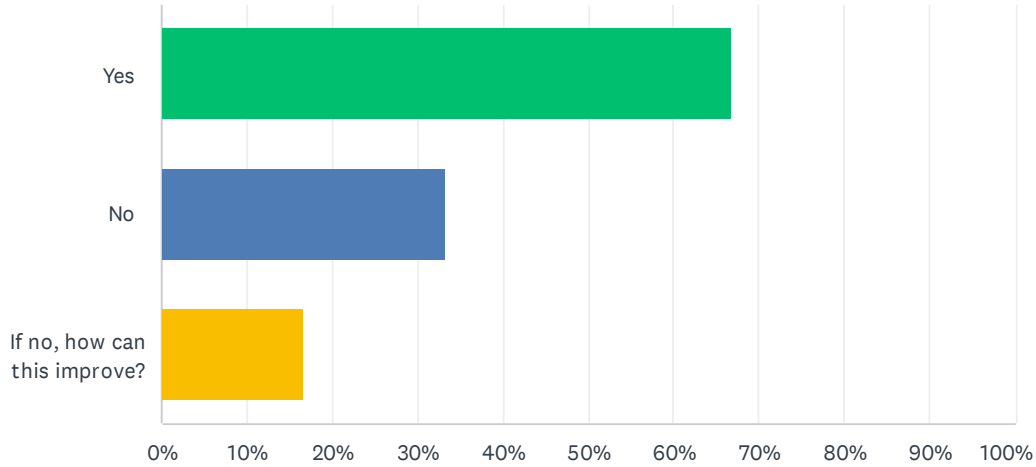
Answered: 6 Skipped: 0



ANSWER CHOICES	RESPONSES	
Yes	66.67%	4
No	33.33%	2
If no, please explain.	16.67%	1
Total Respondents: 6		

Q11 In your opinion of the Tribal Council, does the district actively seek Tribal input about the educational programs in the district?

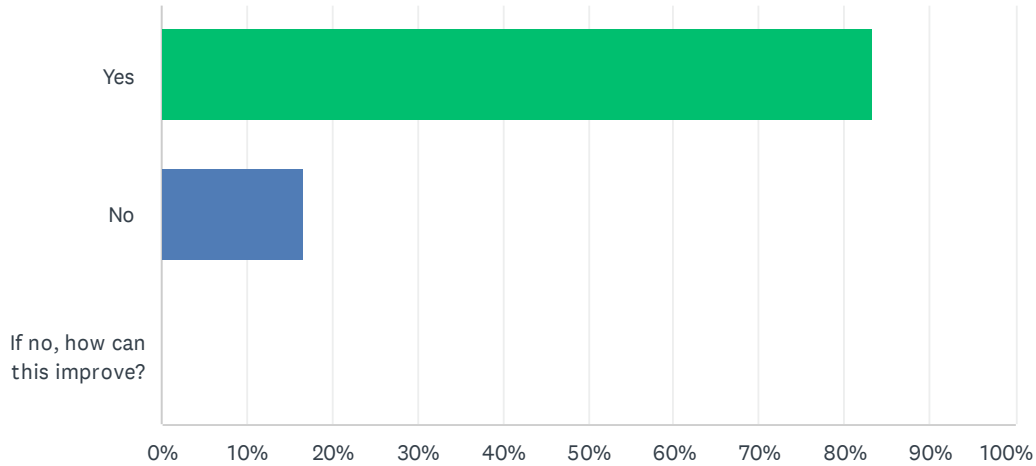
Answered: 6 Skipped: 0



ANSWER CHOICES	RESPONSES	
Yes	66.67%	4
No	33.33%	2
If no, how can this improve?	16.67%	1
Total Respondents: 6		

Q12 In your opinion of the Tribal Council, does the district provide meaningful opportunities for input concerning the needs of Alaska Native/Indian students (i.e. open door policy, surveys, parent meetings, etc.)?

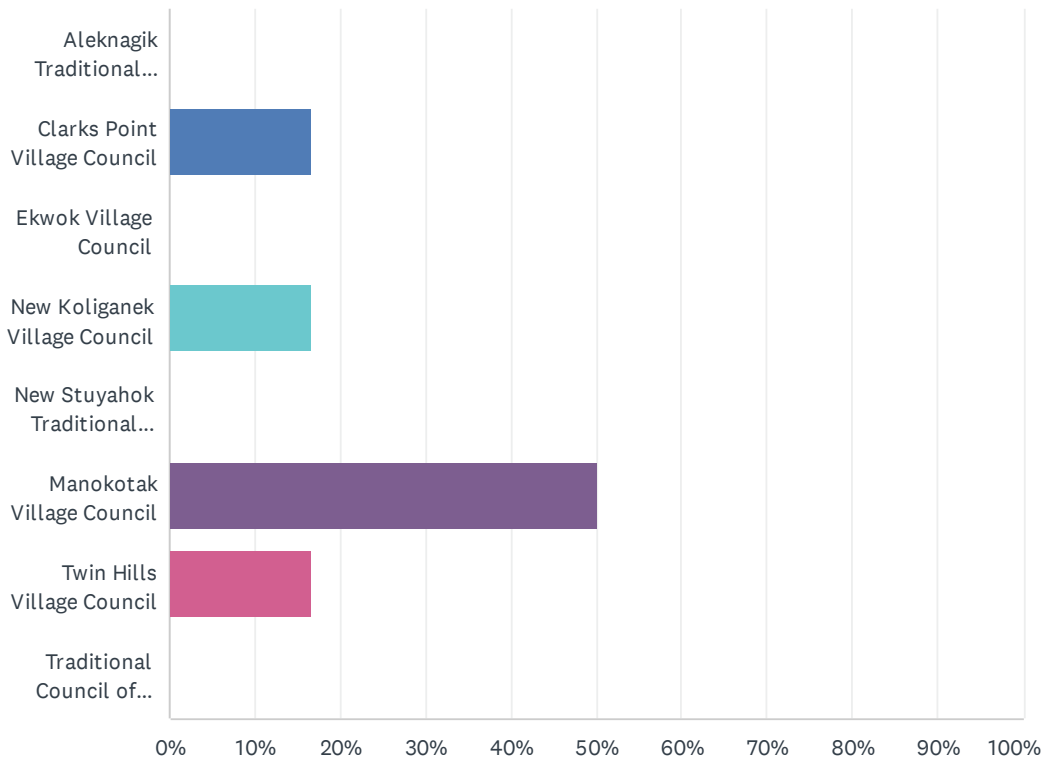
Answered: 6 Skipped: 0



ANSWER CHOICES	RESPONSES	
Yes	83.33%	5
No	16.67%	1
If no, how can this improve?	0.00%	0
Total Respondents: 6		

Q13 Which Tribal Council are you representing or which Tribal Council completed this survey?

Answered: 6 Skipped: 0



ANSWER CHOICES	RESPONSES	
Aleknagik Traditional Council	0.00%	0
Clarks Point Village Council	16.67%	1
Ekwok Village Council	0.00%	0
New Koliganek Village Council	16.67%	1
New Stuyahok Traditional Council	0.00%	0
Manokotak Village Council	50.00%	3
Twin Hills Village Council	16.67%	1
Traditional Council of Togiak	0.00%	0
Total Respondents: 6		