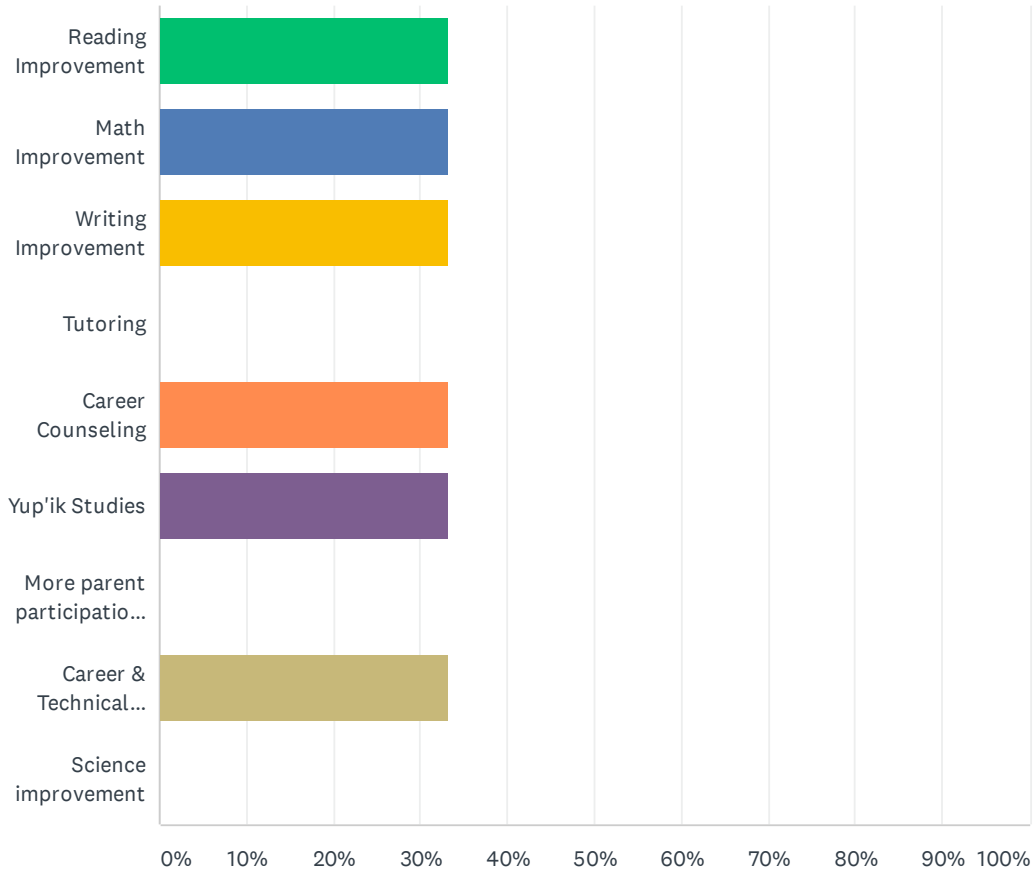


Q1 What do you feel are the main needs of your child(ren)?

Answered: 3 Skipped: 0



ANSWER CHOICES	RESPONSES	
Reading Improvement	33.33%	1
Math Improvement	33.33%	1
Writing Improvement	33.33%	1
Tutoring	0.00%	0
Career Counseling	33.33%	1
Yup'ik Studies	33.33%	1
More parent participation opportunities	0.00%	0
Career & Technical Education (Shop classes, Medical classes, Commercial fishing classes, etc.)	33.33%	1
Science improvement	0.00%	0
Total Respondents: 3		



Please write down the top three most important need areas from the selections you made in question 1.

Answered: 3 Skipped: 0

RESPONSES (3) WORD CLOUD TAGS (3)


+ New Tag

Search responses



You've added 3 tags

Career Counseling



33.33%

1

[View all](#)

[Edit](#)

[Delete](#)

CTE



33.33%

1

[View all](#)

[Edit](#)

[Delete](#)

Reading



33.33%

1

[View all](#)

[Edit](#)

[Delete](#)

Untagged



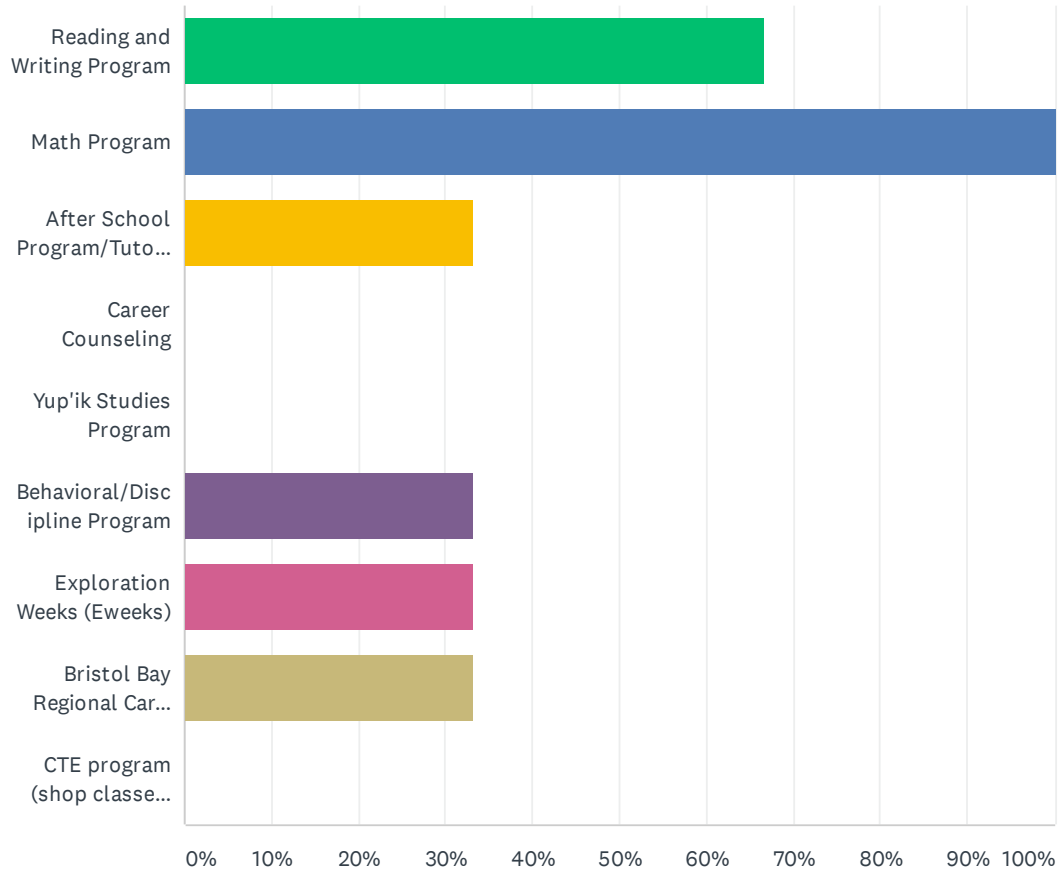
33.33%

1

[View all](#)

Q3 What educational programs are working well for your child?

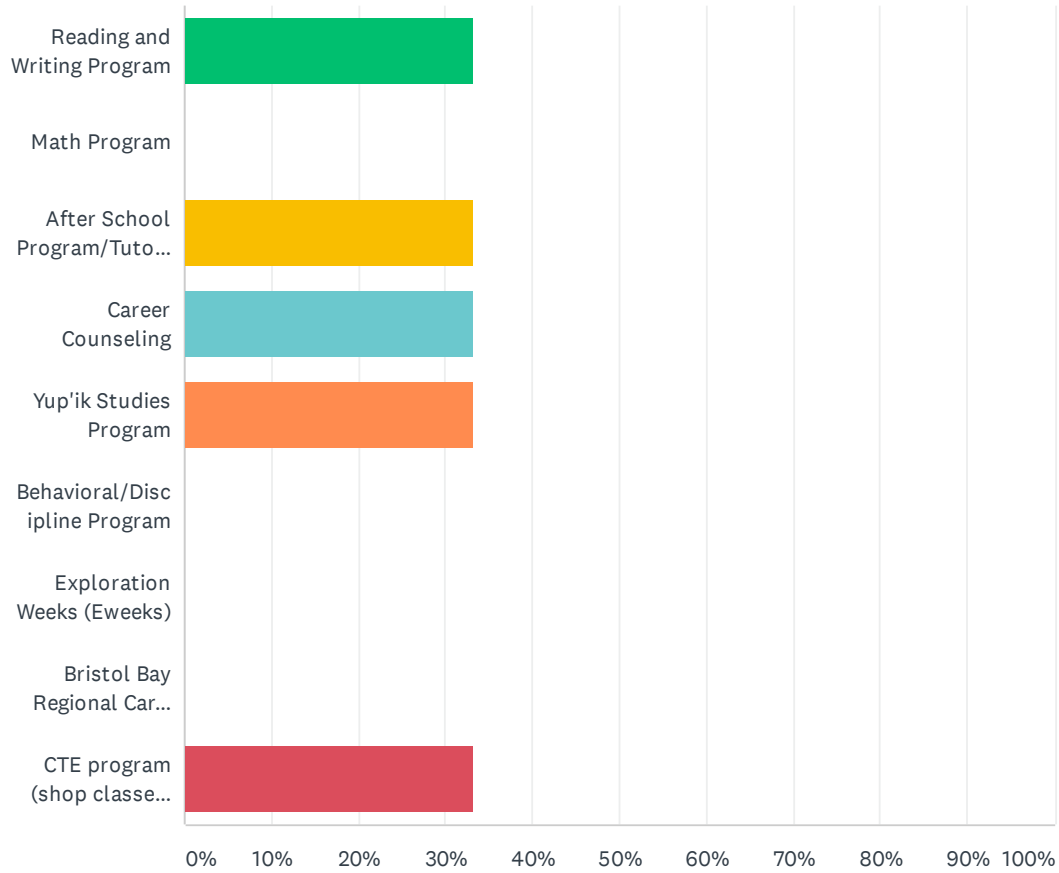
Answered: 3 Skipped: 0



ANSWER CHOICES	RESPONSES	
Reading and Writing Program	66.67%	2
Math Program	100.00%	3
After School Program/Tutoring	33.33%	1
Career Counseling	0.00%	0
Yup'ik Studies Program	0.00%	0
Behavioral/Discipline Program	33.33%	1
Exploration Weeks (Eweeks)	33.33%	1
Bristol Bay Regional Career & Technical Education program (BBRCTE)	33.33%	1
CTE program (shop classes, fab lab classes, etc.)	0.00%	0
Total Respondents: 3		

Q4 What educational programs are NOT working well for your child?

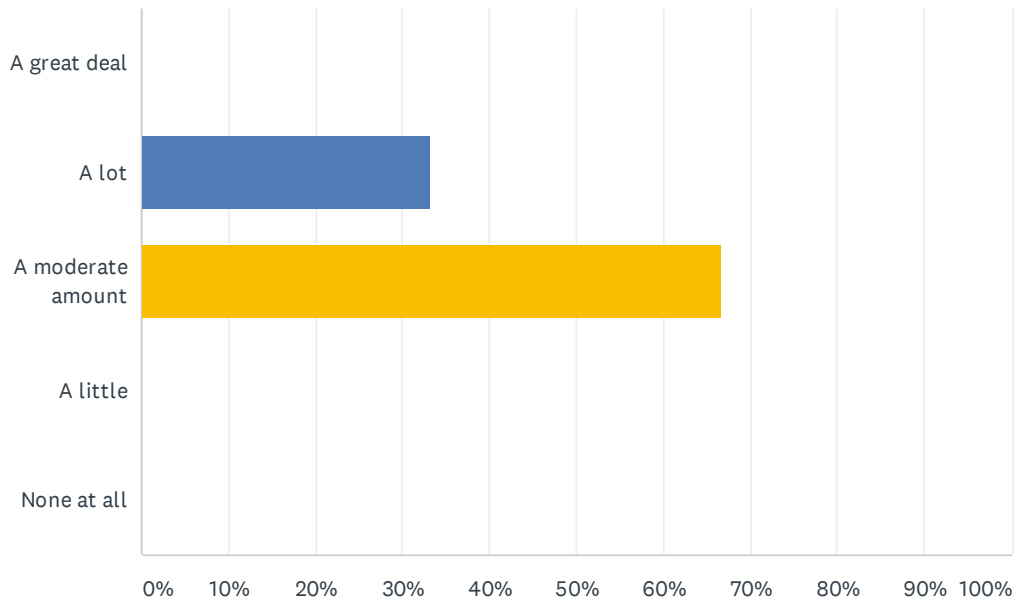
Answered: 3 Skipped: 0



ANSWER CHOICES	RESPONSES	
Reading and Writing Program	33.33%	1
Math Program	0.00%	0
After School Program/Tutoring	33.33%	1
Career Counseling	33.33%	1
Yup'ik Studies Program	33.33%	1
Behavioral/Discipline Program	0.00%	0
Exploration Weeks (Eweeks)	0.00%	0
Bristol Bay Regional Career & Technical Education (BBRCTE) Program	0.00%	0
CTE program (shop classes, fab lab classes, etc.)	33.33%	1
Total Respondents: 3		

Q5 How well do the activities offered at your child's school match his or her interests?

Answered: 3 Skipped: 0



ANSWER CHOICES	RESPONSES	
A great deal	0.00%	0
A lot	33.33%	1
A moderate amount	66.67%	2
A little	0.00%	0
None at all	0.00%	0
Total Respondents: 3		

Q6



Save as

How can the school/district help support your child(ren)'s education?

Answered: 3 Skipped: 0

RESPONSES (3) WORD CLOUD TAGS (2)

+ New Tag

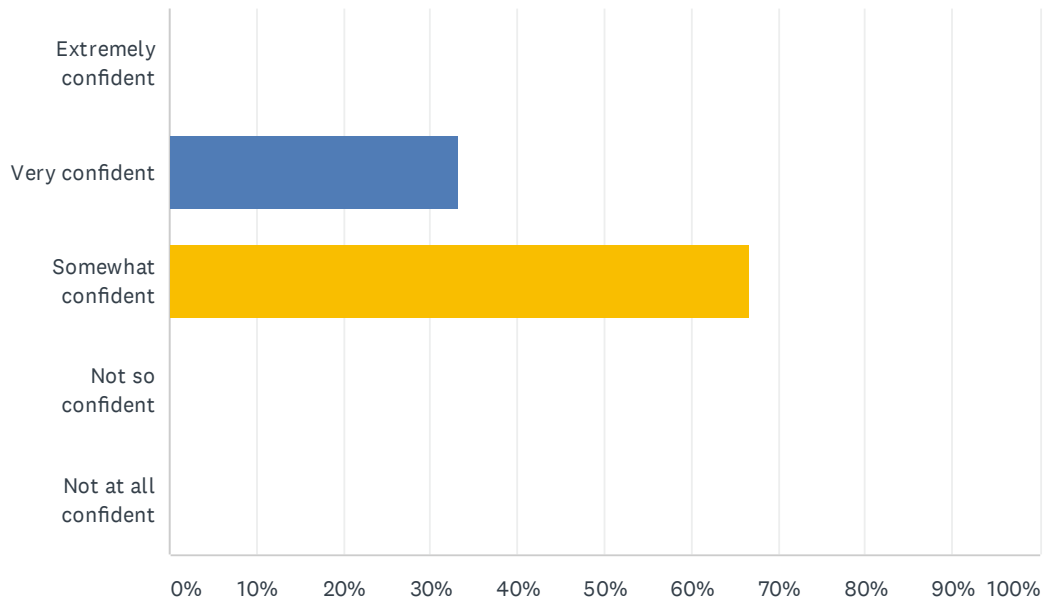
Search responses

You've added 2 tags

Career Counseling		33.33%	1	View all	Edit	Delete
Individualized Instructio		33.33%	1	View all	Edit	Delete
Untagged		66.67%	2	View all		

Q7 How confident are you in your ability to support your child(ren)'s learning at home?

Answered: 3 Skipped: 0



ANSWER CHOICES	RESPONSES	
Extremely confident	0.00%	0
Very confident	33.33%	1
Somewhat confident	66.67%	2
Not so confident	0.00%	0
Not at all confident	0.00%	0
Total Respondents: 3		

Q8



Save as ▾

What information, strategies, or activities can the district implement to help you support your child's education at home? Examples including strategies to support reading, homework help, parenting tips, cultural activities, etc?

Answered: 1 Skipped: 2

RESPONSES (1)

WORD CLOUD

TAGS (0)



Sentiments: OFF



Apply to selected ▾

Filter by tag ▾

Search responses



Showing 1 response



I can't think of anything.

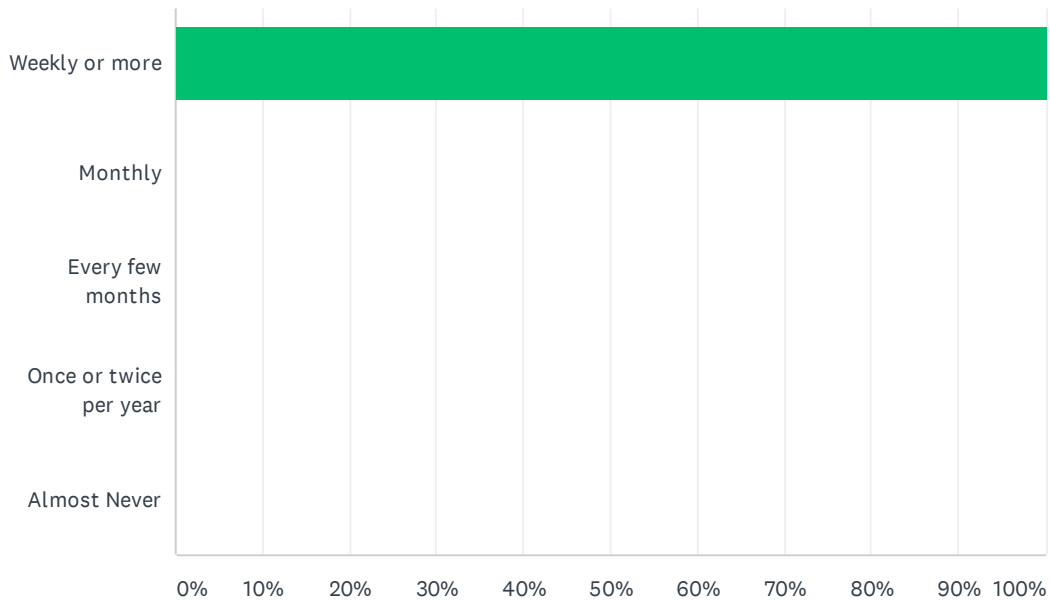
12/9/2019 10:45 AM

[View respondent's answers](#)

[Add tags ▾](#)

Q9 How often do you visit or call your school to talk about your child(ren)'s education?

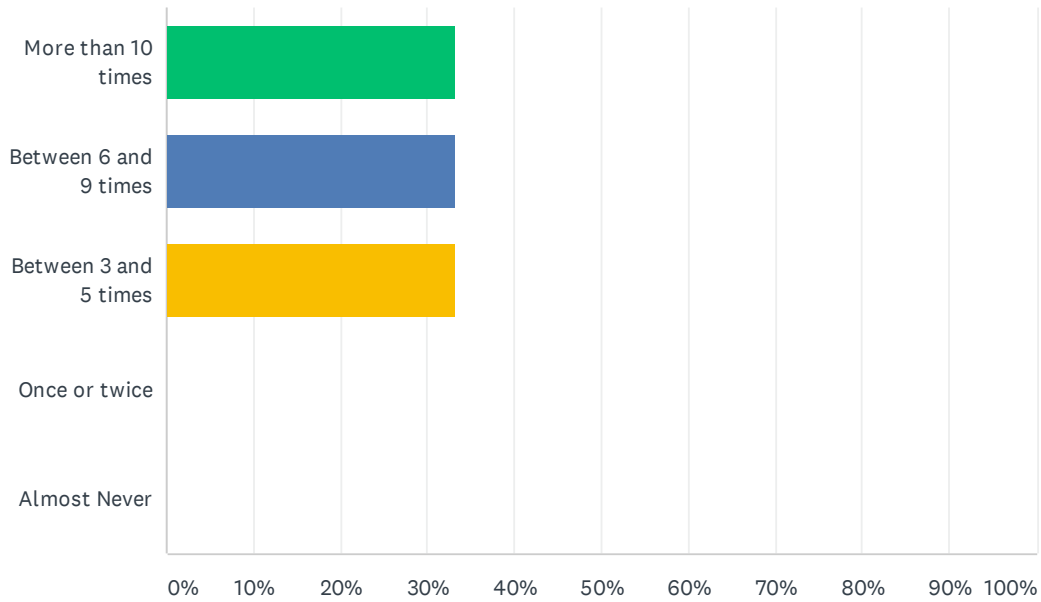
Answered: 3 Skipped: 0



ANSWER CHOICES	RESPONSES	
Weekly or more	100.00%	3
Monthly	0.00%	0
Every few months	0.00%	0
Once or twice per year	0.00%	0
Almost Never	0.00%	0
TOTAL		3

Q10 In the past year, how often have you attended a parent meeting at your child(ren)'s school? Examples include parent/teacher conferences, parent meetings, CSC meetings, etc.

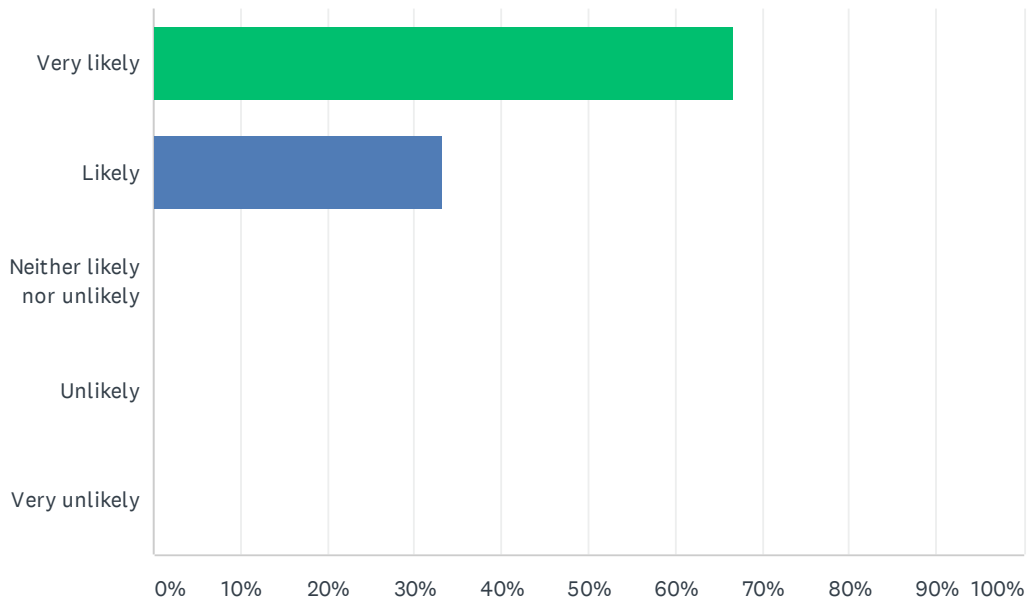
Answered: 3 Skipped: 0



ANSWER CHOICES	RESPONSES	
More than 10 times	33.33%	1
Between 6 and 9 times	33.33%	1
Between 3 and 5 times	33.33%	1
Once or twice	0.00%	0
Almost Never	0.00%	0
TOTAL		3

Q11 How likely are you to participate in the review and development of district programs?

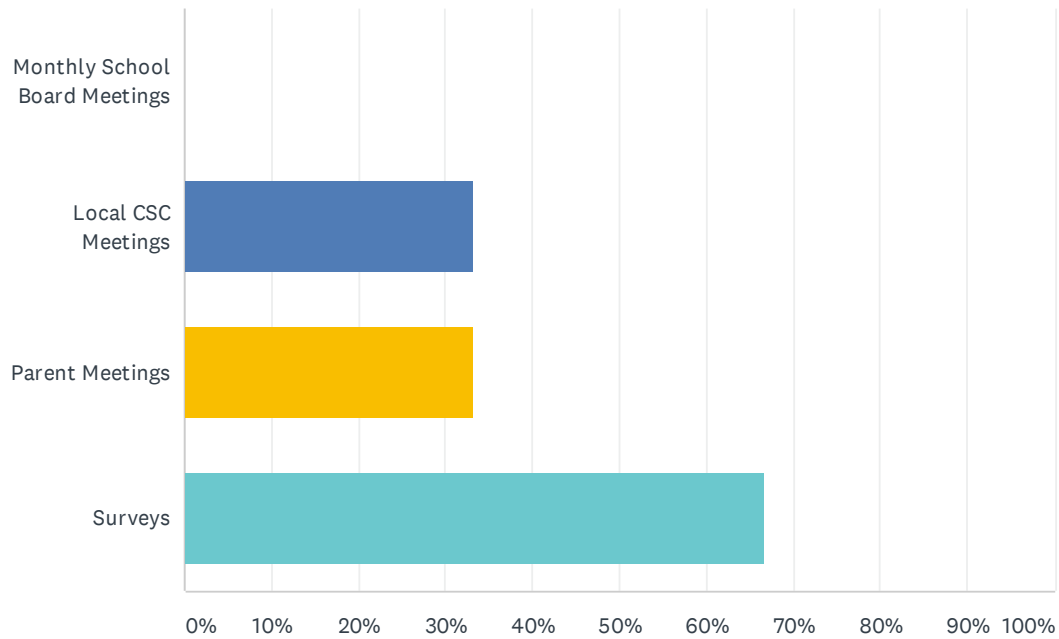
Answered: 3 Skipped: 0



ANSWER CHOICES	RESPONSES
Very likely	66.67% 2
Likely	33.33% 1
Neither likely nor unlikely	0.00% 0
Unlikely	0.00% 0
Very unlikely	0.00% 0
Total Respondents: 3	

Q12 Please select the best way(s) for you to provide feedback about educational programs. Choose all that apply.

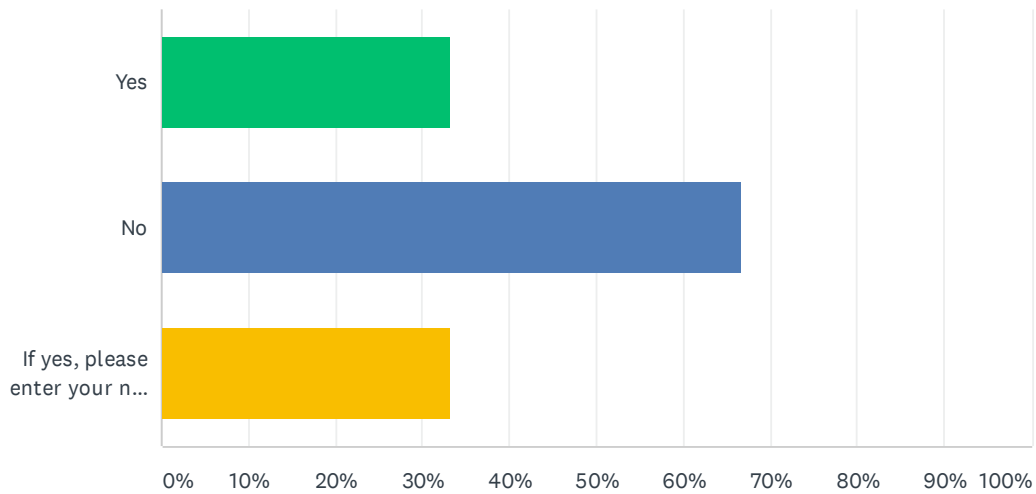
Answered: 3 Skipped: 0



ANSWER CHOICES	RESPONSES
Monthly School Board Meetings	0.00% 0
Local CSC Meetings	33.33% 1
Parent Meetings	33.33% 1
Surveys	66.67% 2
Total Respondents: 3	

Q13 Would you be interested in serving as a Parent Advisory Committee member? This would be a commitment to attending two meetings each year with the purpose of review educational programs, district policies, and providing feedback. You would need to review information before the meetings.

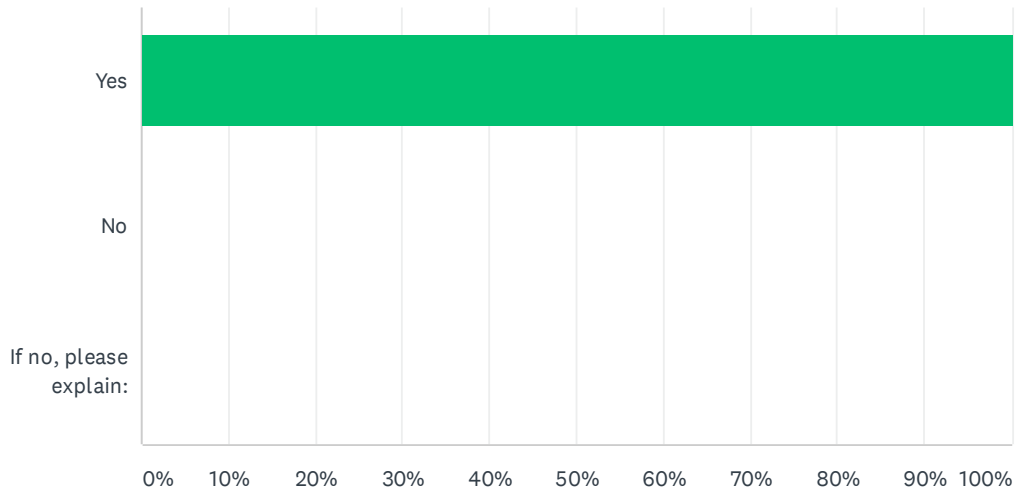
Answered: 3 Skipped: 0



ANSWER CHOICES	RESPONSES	
Yes	33.33%	1
No	66.67%	2
If yes, please enter your name and contact information below (name, email, and phone number):	33.33%	1
Total Respondents: 3		

Q14 In your opinion, the Native Alaskan/Indian students in your school are given an equal opportunity to participate in classes, programs, and education when compared to other students?

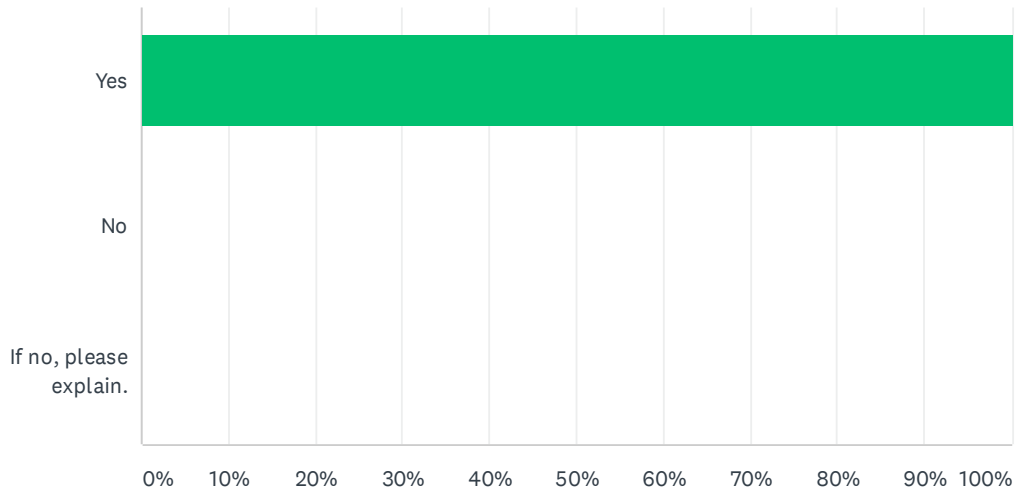
Answered: 3 Skipped: 0



ANSWER CHOICES	RESPONSES	
Yes	100.00%	3
No	0.00%	0
If no, please explain:	0.00%	0
Total Respondents: 3		

Q15 In your opinion, the Native Alaskan/Indian students in your school are given an equal opportunity to participate in sports and other after school programs when compared to other students?

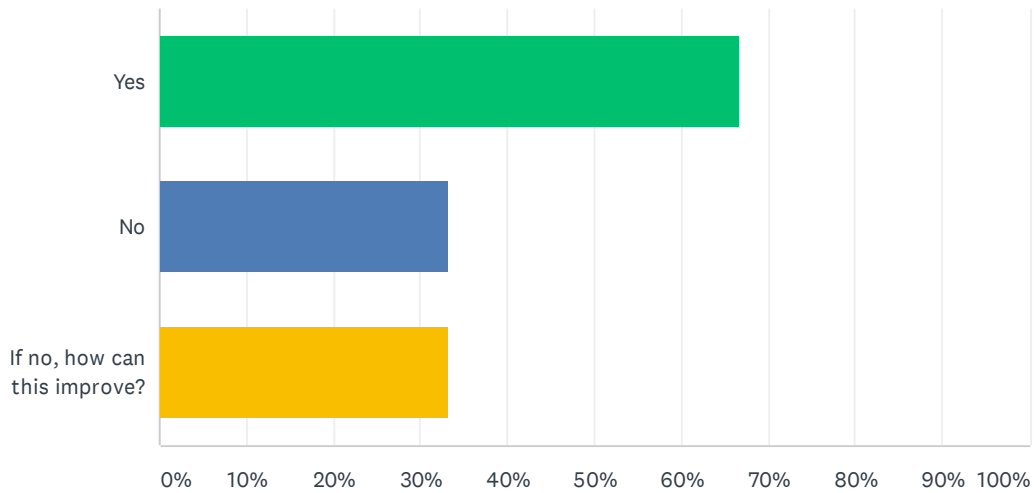
Answered: 3 Skipped: 0



ANSWER CHOICES	RESPONSES
Yes	100.00% 3
No	0.00% 0
If no, please explain.	0.00% 0
Total Respondents: 3	

Q16 In your opinion, does the district actively seek parental input for the educational programs in the district?

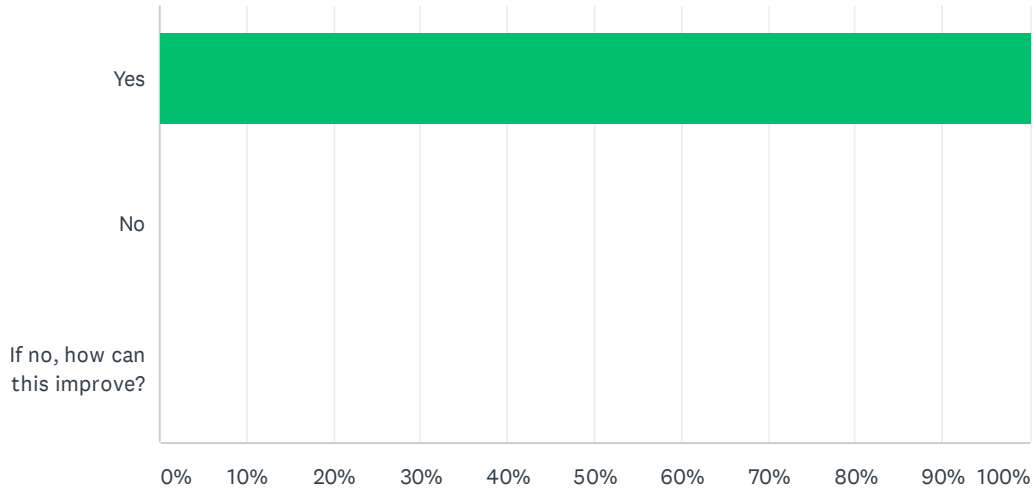
Answered: 3 Skipped: 0



ANSWER CHOICES	RESPONSES	
Yes	66.67%	2
No	33.33%	1
If no, how can this improve?	33.33%	1
Total Respondents: 3		

Q17 In your opinion, does the district provide meaningful opportunities for input concerning the needs of Alaska Native/American Indian students (i.e. open door policy, surveys, parent meetings, etc.)?

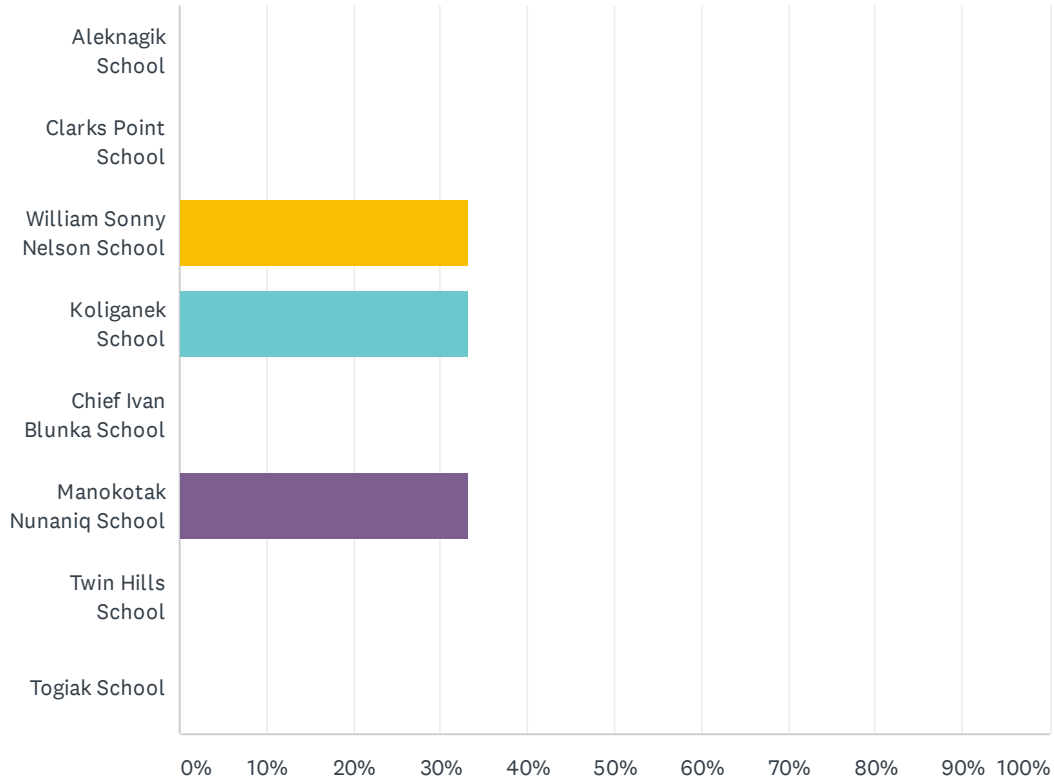
Answered: 3 Skipped: 0



ANSWER CHOICES	RESPONSES
Yes	100.00% 3
No	0.00% 0
If no, how can this improve?	0.00% 0
Total Respondents: 3	

Q18 Which school does your child(ren) attend?

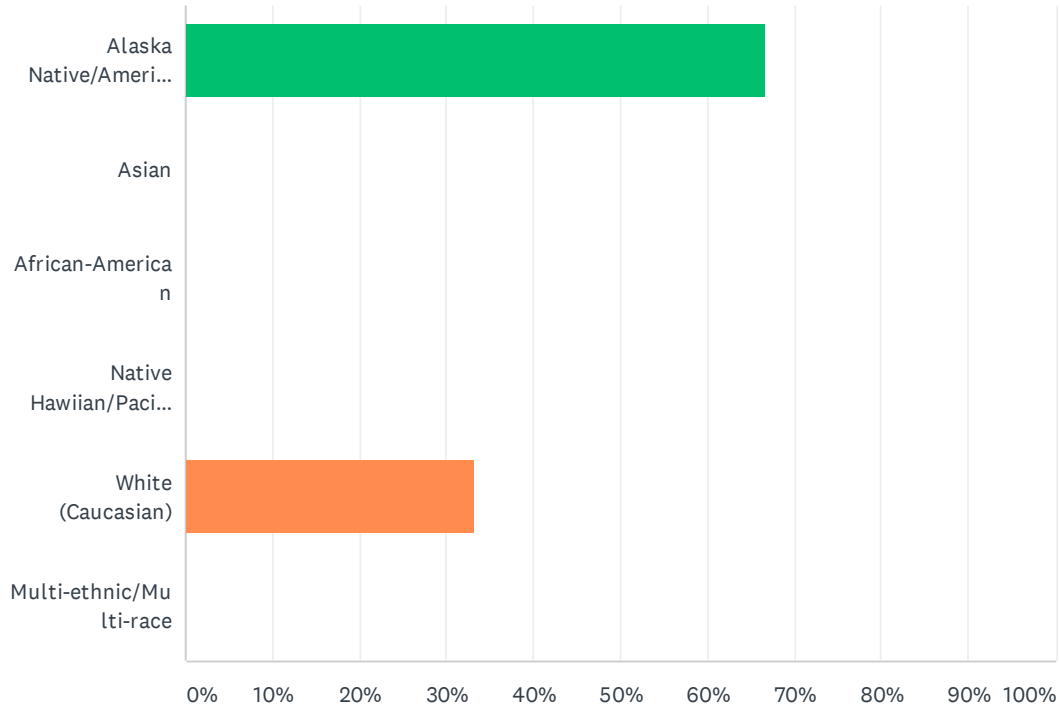
Answered: 3 Skipped: 0



ANSWER CHOICES	RESPONSES
Aleknagik School	0.00% 0
Clarks Point School	0.00% 0
William Sonny Nelson School	33.33% 1
Koliganek School	33.33% 1
Chief Ivan Blunka School	0.00% 0
Manokotak Nunaniq School	33.33% 1
Twin Hills School	0.00% 0
Togiak School	0.00% 0
Total Respondents: 3	

Q19 What is the ethnicity/race of your child(ren)

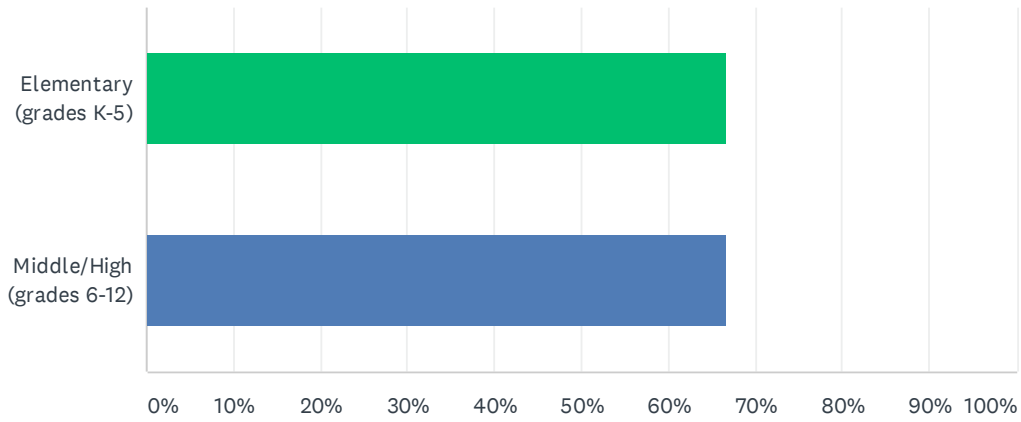
Answered: 3 Skipped: 0



ANSWER CHOICES	RESPONSES	
Alaska Native/American Indian	66.67%	2
Asian	0.00%	0
African-American	0.00%	0
Native Hawaiian/Pacific Islander	0.00%	0
White (Caucasian)	33.33%	1
Multi-ethnic/Multi-race	0.00%	0
Total Respondents: 3		

Q20 What grades is/are your child(ren) in (check all that apply)?

Answered: 3 Skipped: 0



ANSWER CHOICES	RESPONSES
Elementary (grades K-5)	66.67% 2
Middle/High (grades 6-12)	66.67% 2
Total Respondents: 3	