

2023-2024 Migrant Parent Survey Results & Analysis

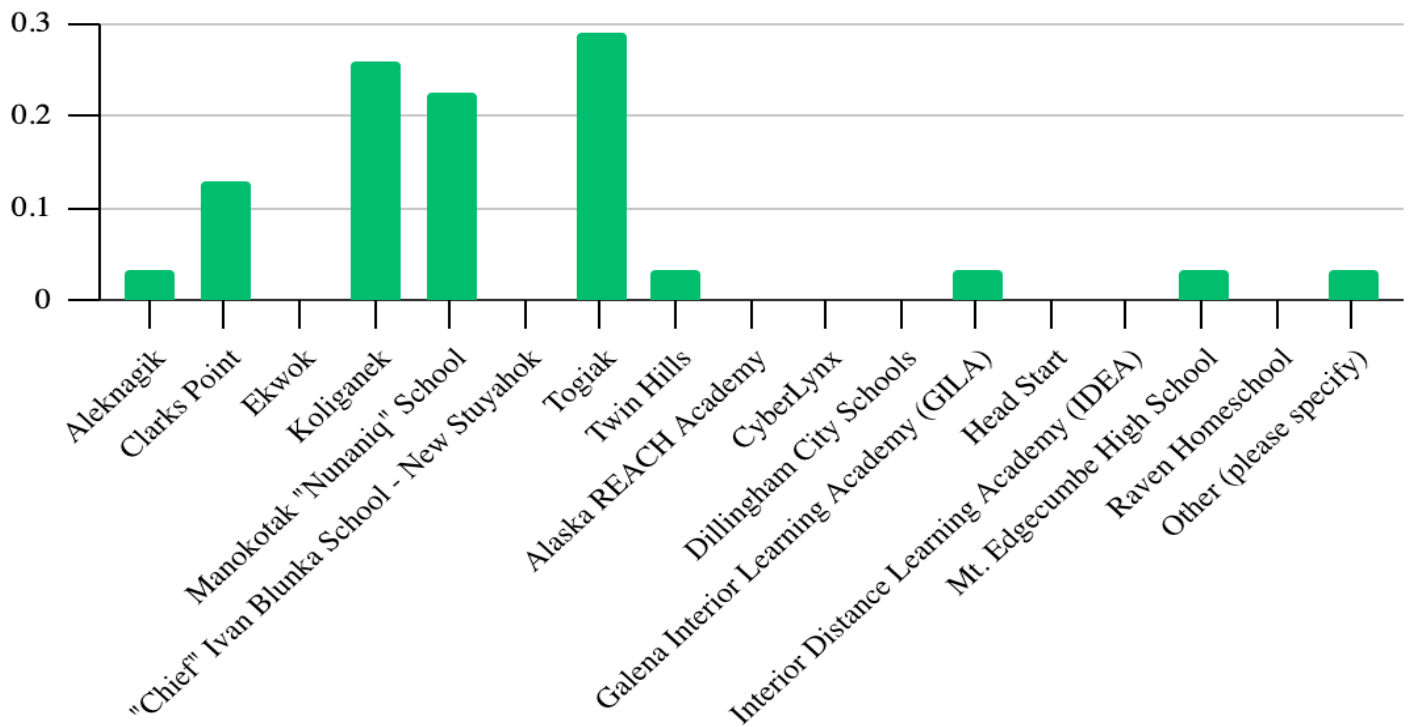
2023-2024 - 31 parents responses

2022-2023 - 28 parent responses

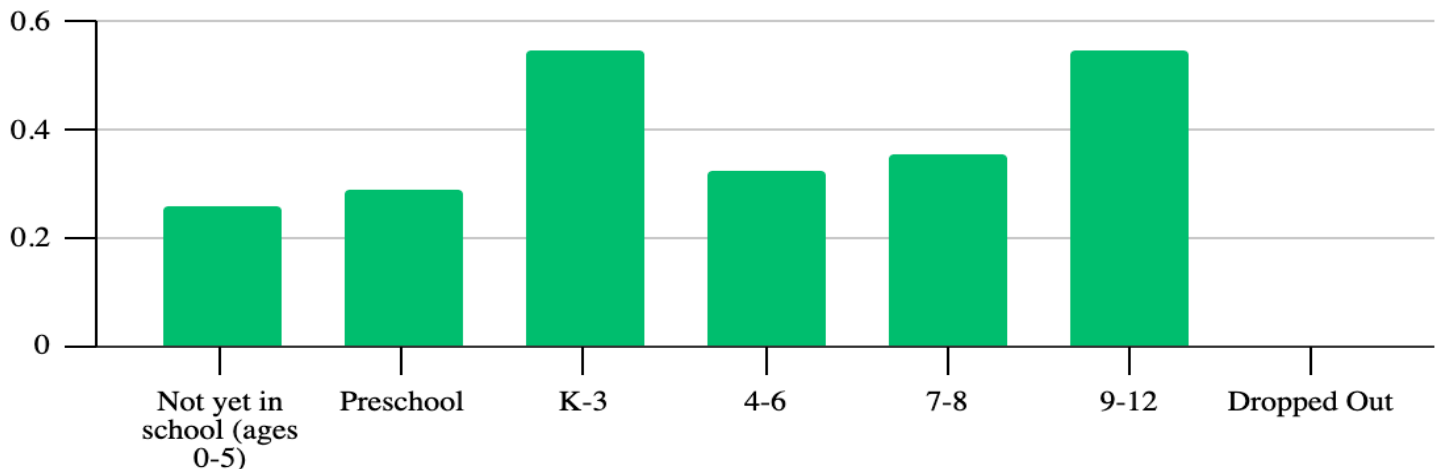
2021-2022 - 24 parent responses

Parent Survey Question 1: 87% of the surveys were from SWRSD parents; 3% were reported in Dillingham City Schools, Anchorage, Southeast Island School District, and Galena.

Parent Survey Questions 2: Of the parents that responded, these are the schools that migratory children attend.



Parent Survey Question 3: Ages of migratory children from parent respondents.



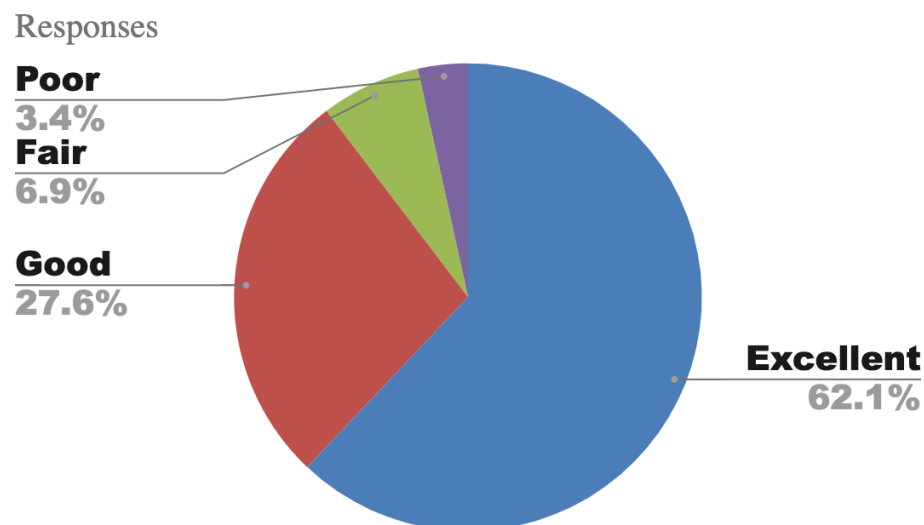
Parent Survey Question 4: Do you know what services are available to your child(ren) through the Migrant Education Program?

- 71% selected yes, 13% selected no, 16% were unsure.

Parent Survey Question 5: What do you like the most about the Migrant Program? Responses varied:

- 2 people said Everything;
- 3 people mentioned school supplies;
- 9 mentioned Kiwi Crates and at-home games/family engagement materials;
- 2 people mentioned the supplies sent home of Winter and Summer break;
- 2 people mentioned the vision program;
- 1 person stated the interventionist program;
- 3 people mentioned the Post-Secondary programs;
- 3 people mentioned life jackets;
- and 0 people mentioned the migrant traveling book fair.

Parent Survey Question 6: How would you rate the overall quality of the Migrant Education Program services?



Parent Survey Question 7: Respondents rated the importance of overall services

Rating	Services Rated Very Important & Important	%	Rating	Services Rated Very Important & Important	%
1st	Kindergarten Readiness Kit & Early Learning Info	100%	7th	Family Engagement: Summer Lego kits	83%
2nd	Academic Interventionist: Reading and Math Coaches	97%		Enrichment opportunities (school government trips, dual credit, ANSEP)	83%
	School Supplies: backpacks & supplies	97%	8th	Family Engagement: Kiwi crates to the home	79%
3rd	Migrant tide books	93%	9th	Vision Program: TWO pairs of glasses per year	76%
4th	Family Nights	90%		Summer Slide Program: grade-appropriate workbooks	76%
	Water Safety: life jackets	90%	10th	Post-Secondary Program: 11/12 Success coach - college/transition support	75%
5th	School Supplies: homework journals	89%		Post Secondary 10th/11th grade Camp: Adulting, mental health, swim lessons	75%
	Book Fair: student-selected books (\$50/student)	89%		Post Secondary 12th grade Camp: college/career exploration	75%
6th	Migrant calendars	86%		Post Secondary Career/College Student/Parent Explorations (12th grade)	75%

Parent Survey Question 8: When parents were asked to pick just one “favorite,” the top 5 responses were:

- 1st: Post Secondary Program
- 2nd: Family Nights
- 3rd: Backpacks and School Supplies
- 4th: Life Jackets
- 5th: Kindergarten Readiness

Parent Survey Question 9: When parents were asked to pick their “least favorite” service, the top 5 responses were:

- 1st: 12 people appreciated all services
- 2nd: Homework Journals
- 3rd: Kiwi Crates & Legos

Migrant Program plans to meet needs by: (based on questions 7, 8, & 9))

- *2023-2024: All services were appreciated. The most appreciated services are in school readiness programs, post-secondary programs, math and reading interventionists, and family nights. If the budget has to be adjusted to provide more services in the top-rated, items such as kiwi crates, lego sets, and homework journals will be cut.*

Parent Survey Question 10: Academic Interventionist Program

- 59% of our parents know this program, which fits the demographics of the students served, an increase from 29% in 2022-2023.

Migrant Program plans to meet needs by:

- *We will continue to offer and grow our Academic Interventionist program, which provides an in-school certified instructional tutor to support students in reading, writing, and math. The focus is on grades K-3.*
- *Budgeted four interventionists for 2024-2025.*
- *Provide small sites or sites without housing virtual reading tutors K-3.*

Parent Survey Question 11: Comments about family nights

- 54% mentioned the family time and community gatherings
- 36% mentioned the activities and family engagement
- 10% requested that the school does a better job advertising

Migrant Program plans to meet needs by:

- *Continue to provide support and ideas for site coordinators to build high-quality and engaging family nights*
- *Advertise family nights through the Remind app.*

Parent Survey Question 12: Do you feel that your child is on track to be ready for Kindergarten?

- 45% - Yes
- 7% - No
- 47% - Not Applicable

Parent Survey Question 13: Do you understand your child's graduation requirements?

- 35% - Very well
- 37% - No
- 10% - Very Little
- 17% - Not Applicable.

Parent Survey Question 14: Migrant parents were asked what their biggest concerns are about their child's success in school.

- 28% mentioned student motivation
- 28% mentioned higher quality teachers, teacher turnover rate, and school climate and culture
- 20% responded with N/A or none
- Other responses: healthy homes, communication skills, reading and math skills

Parent Survey Question 15: Academic Need -- As in previous years, parents still rated math, reading, and writing as the most needed.

- Above 50% - Reading, Writing, Math & Post-Secondary support
- 20-30% - Science, school readiness, dropout prevention, school motivation

Migrant Program plans to meet needs by:

- *We will continue to offer and grow our Academic Interventionist program, which provides a certified instructional tutor to support students in reading, writing, and math, focusing on primary grades.*
- *Continue to offer school supplies & Kindergarten Readiness kits to support school readiness.*
- *Continue to grow the college and career readiness programs (success coach & life academies)*

Parent Survey Question 16: Support Needs — The results are very similar to those of years past, with the top-rated items being school supplies, either water safety or first aid/CPR, access to computers, extracurricular opportunities, and/or college and career readiness.

- 40% - Counseling services, support for extracurriculars, water safety, first aid/CPR, winter gear
- 30% - College and career counseling, social and emotional health
- 20% - School supplies, Vision access, transportation, access to internet/technology, advocacy
- Less than 20% - community resources, school resources

Migrant Program plans to meet needs by:

- *The migrant department plans to continue the following services: school supplies, student success coaches, life academies, vision program, mental health first aid, and cold water safety/first aid.*

Parent Survey Question 17: Types of services — Most parents wanted to see or continue to see services related to before and after school, summer school programs, during the school day, and post-secondary and career opportunities.

Migrant Program plans to meet needs by:

- *Continue to grow our Academic Interventionist program, which provides in-school tutoring services from January to May. The goal is to offer this throughout the school year.*
- *Continue to grow the college and career readiness programs (success coach & life academies)*
- *When funding is available, offer summer school services.*