

February 16, 2023

Dear Parent(s)/Guardian(s),

The Alaska Department of Education and Early Development (DEED) recently released the index scores and designations for every school in Alaska. It is important to note that the index score is based on 2021-22 data, but because the student population is very small, there are not enough indicators to calculate an overall school index value.

**The 2021-22 designation for William “Sonny” Nelson school continues to be Comprehensive Support and Improvement (CSI) based on 2018-2019 data.**

There are three possible school designations and every public school in Alaska will receive one of these designations including:

- Comprehensive Support and Improvement (CSI) i.e schools needing overall improvement
- Targeted Support and Improvement (TSI) i.e. schools needing targeted improvement
- Universal Support i.e. all other schools not identified as CSI or TSI

The designations are based on a number of indicators including academic growth, academic achievement, chronic absenteeism, Grade 3 English language arts proficiency English Learner progress, and graduation rate. You can get more information about your school on the Alaska state website (see below):

- For school designation: <https://education.alaska.gov/akaccountability>
- For school assessment data: <https://education.alaska.gov/assessments/results>
- For school report to the public: <https://education.alaska.gov/ReportCardToThePublic/>
- For Alaska’s accountability system: <https://education.alaska.gov/akaccountability/schoolsuccess/accountabilitysystems.pdf>

Because William “Sonny” Nelson school has been designated as a CSI school, there are additional supports from the Department of Education including a School Improvement grant.

For Comprehensive Support and Improvement Designation information:  
[education.alaska.gov/akaccountability/schoolsuccess/CSI\\_lowest\\_5.pdf](https://education.alaska.gov/akaccountability/schoolsuccess/CSI_lowest_5.pdf)

It is important for our school to continue to improve and provide a quality education for all students. Parents and community members are invited and encouraged to continue to work with us in this process. If interested, please contact the principal.

Sincerely,  
Roxy Meneguín  
Principal, William Sonny Nelson School  
[rmeneguín@swrsd.org](mailto:rmeneguín@swrsd.org)



An excellent education for every student every day.

# System for School Success

## 2021-2022 School Report



### William "Sonny" Nelson School, Southwest Region School District

Title I School: Yes

 **School Designation:** Comprehensive Support (Lowest 5%) -2018

 **Overall School Index Value:** Not enough indicators to calculate

#### System for School Success Overview

Alaska's education accountability system, System for School Success, includes each student group individually, creating a holistic vision of a school through two lenses: the performance of all students and that of their student group populations.


#### The Compass

##### A Guide to Alaska's Public Schools


Alaska recently launched **The Compass**, a website designed to help parents access important data about public schools in Alaska. The Compass features a wealth of meaningful information on schools and districts so that parents and guardians can participate in decisions to improve their student's learning.

[education.alaska.gov/compass](https://education.alaska.gov/compass)


#### Academic Achievement

	English Language Arts Percentage of students that were proficient on the state summative assessment.	Mathematics Percentage of students that were proficient on the state summative assessment.
		
All Students	n/a	n/a


#### English Learner Progress

	English Learner Progress Percentage of English Learners that met or exceeded their growth target on the ACCESS for ELLs assessment.
	
All Students	n/a


#### Academic Growth

	Not Part of 2021-22 Accountability Because of the introduction of AKSTAR in the spring of 2022, two years of data for comparison are not available to calculate this indicator. For more information to changes to this year's Accountability system please see: <a href="https://education.alaska.gov/akessa/stateplan/21-22-Addendum-Template%20final%20accessible.pdf">https://education.alaska.gov/akessa/stateplan/21-22-Addendum-Template%20final%20accessible.pdf</a>
	


#### Graduation Rates

	Graduation Rate The rate of students that graduated from high school within four or five years of enrolling as ninth graders.
	
Four-Year Five-Year	n/a n/a

#### School Quality/Success

	Chronic Absenteeism Percentage of students who missed less than 10% of the days enrolled at the school.	Grade 3 ELA Percentage of Grade 3 students that were proficient on the state summative assessment in ELA.
		
All Students	n/a	n/a

#### Student Group Performance

	Student Group Performance If school is Targeted or Additional Targeted Support, identified student groups are shown below.
	
Student Groups	n/a

n/a - there were less than 10 students represented or the indicator is not relevant to the school.

# System for School Success Overview



## How is my school measured?

	K	1	2	3	4	5	6	7	8	9	10	11	12
ELA and Math Proficiency				✓	✓	✓	✓	✓	✓	✓			
ELA and Math Growth					✗	✗	✗	✗	✗	✗			
Graduation													✓
English Learner Progress	✓	✓	✓	✓	✓	✓	✓	✓	✓	✓	✓	✓	✓
Chronic Absenteeism	✓	✓	✓	✓	✓	✓	✓	✓	✓	✓	✓	✓	✓
Grade 3 ELA Proficiency				✓									

## Measures Combine into Index Score

Each indicator noted in the table to the left is given a score for the school. Note: ELA and Math Growth are not part of the 2021-22 Accountability system.

In addition to looking at the whole school, each student group in a school is measured in the areas listed in the table to the left. These scores are combined and the student group is given a score.

## How is my school designated for support?

Each year an overall school index value is calculated for each school and a school designation is assigned. There are three school designations for Alaska's schools:

- **Comprehensive Support**
  - **Lowest 5%** - If the overall school index value of a school falls in the lowest 5% of Title I schools, that school receives a designation of Comprehensive Support (Lowest 5%).
  - **Graduation Rate** - If a secondary school has a graduation rate of less than or equal 66.67%, that school receives a designation of Comprehensive Support (Graduation Rate).
- **Targeted Support** - If a school has any student groups with index values under the Comprehensive Support (lowest 5%) threshold, that school receives a designation of Targeted Support.
- **Additional Targeted Support** - Schools that are TSI for the same student group three years in a row.
- **Universal Support** - All other schools are considered Universal Support schools.

## Which student groups are measured?

- African American
- Alaska Native/American Indian
- Asian/Pacific Islander
- Caucasian
- Hispanic
- Two or More Races
- Students with Disabilities
- English Learners
- Economically Disadvantaged

## What are some questions I could ask my school?

Where can I find more information about how my school is performing?

What supports are being provided to my school based on its designation?

What opportunities are available for me to be involved in my student's education?

## What is the TSI Performance Threshold in 2022?

The lowest 5% of Title I schools have index scores ranging from 0 to 6.21.

- If a school is Title I and has an overall school index score of 6.21 or lower, it receives a designation of **Comprehensive Support (Lowest 5%)**.
- If a school has any student group with an index score below 6.21, the school receives a designation of **Targeted Support**.

